




Nari Planter (S/2) (Rustic Blue) 
2057-13202 143 lbs
24.00"W x 21.25"H
19.25"W x 18.00"H



Nari Planter (S/2) (Rustic Green) 
2057-13102 143 lbs
24.00"W x 21.25"H
19.25"W x 18.00"H



Nari Planter (S/2) (Rustic Brown) 
2057-7202 143 lbs
24.00"W x 21.25"H
19.25"W x 18.00"H