



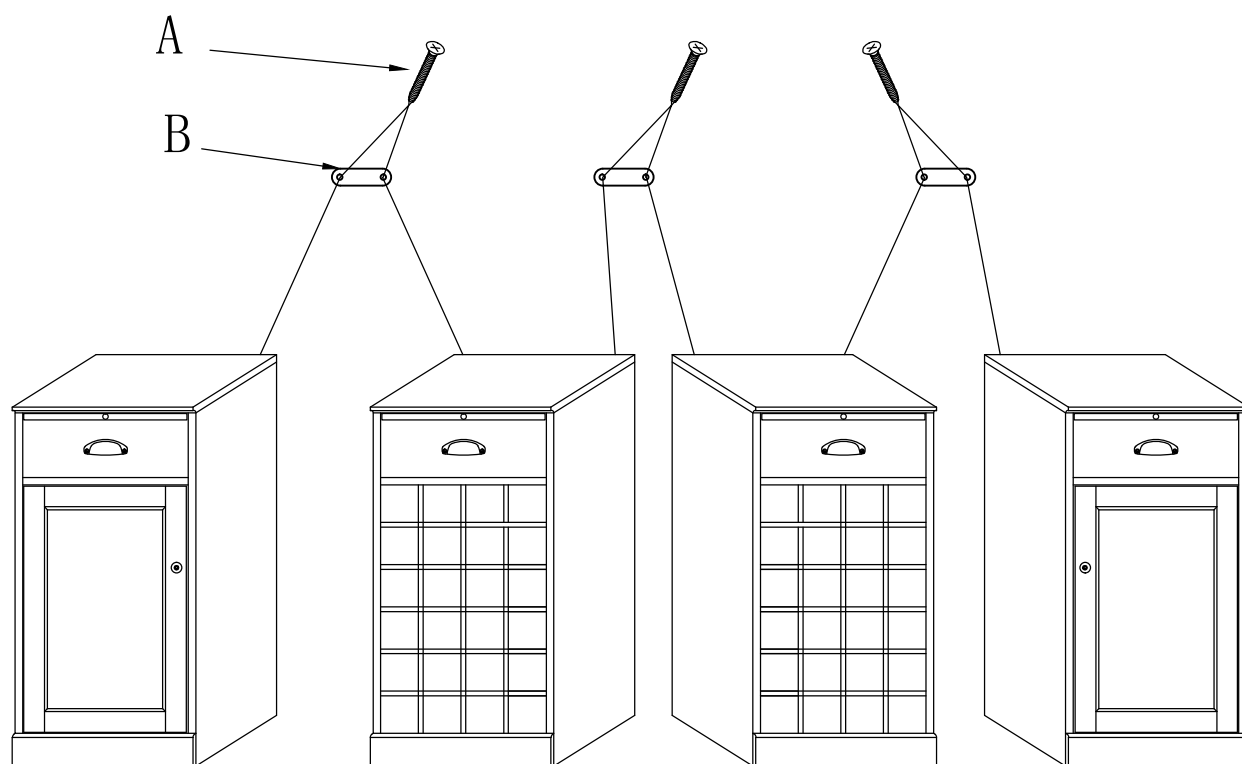
REV DATE : 24/03/2012

SELECTION MADE SIMPLE.



www.americanheritagebilliards.com

ASSEMBLY INSTRUCTION FOR MODULAR NATALIA BAR

To attach one modular cabinet to another, please use the enclosed hardware and instructions to fasten to the back-side of the modular cabinet. By using the attached hardware, it will stabilize the units



PARTS LIST

ITEM	Drawing	Description	PCS
A		Wood Screw 3x14mm	2
B		Support Bracket 54*13mm	1

MADE IN CHINA