

# MODEL: MONIQUE BEDROOM SET - DRESSER + MIRROR

# ASSEMBLY INSTRUCTIONS

NO	PART LIST	QTY
A	Leg	4 pcs
B	Diamond Handle	6 pcs
C	Dresser	1 pc
D	Drawer	6 pcs
E	Mirror Frame	1 pc
F	Support Rail	2 pcs

No	Hardware List	QTY
1	CSK M4 x 16mm	16 pcs
2	JCBC M6 x 40mm	8 pcs
4	Flat Washer M4	6 pcs
5	Handle Screw 35mm	6 pcs
6	Spring Washer M6	8 pcs
7	Allen Key M4	1 pc

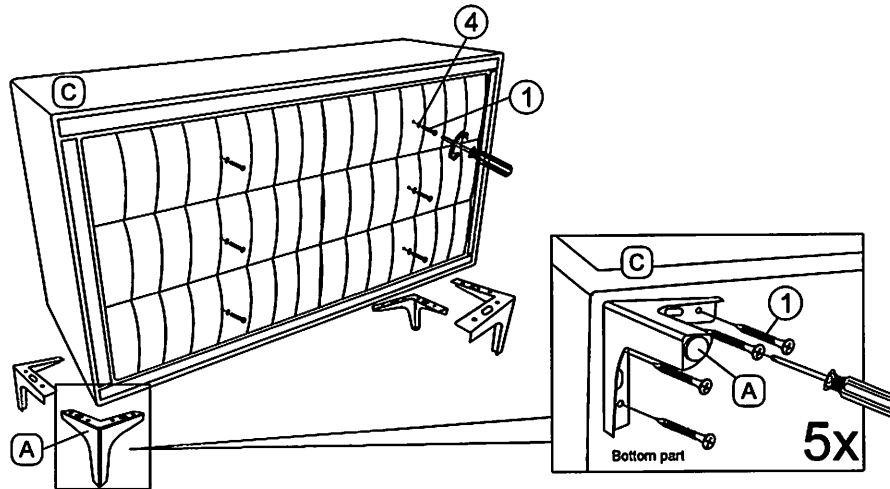
Read this instruction carefully. Remove all wrapping material, staples and straps from the carton. See hardware and furniture part list for guidance. Be sure you have all wooden furniture parts on a clean and flat soft surface, such as a carpet or rug, to prevent from being scratched.

#### CAUTION :

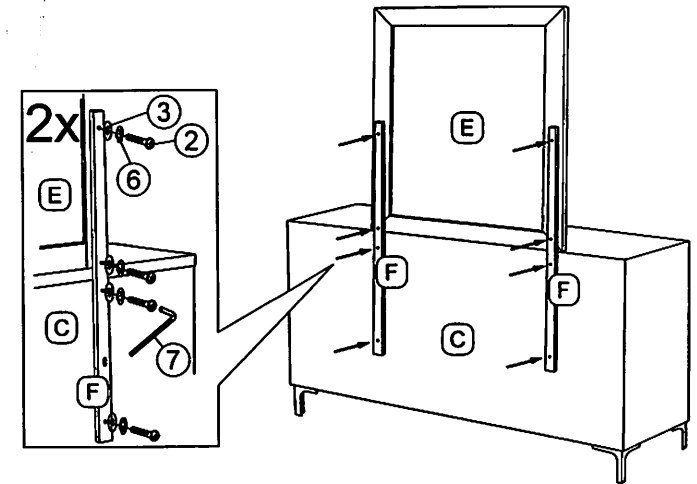
1. Do not FULLY - TIGHTEN the nut or screw until all is ready to assemble.
2. Do not OVER - TIGHTEN the nut or screw to avoid causing damages to the thread.
3. Keep all hardware part out reach of children.




## STEP 1




## STEP 2



## STEP 3



## STEP 4



COMPLETED  
ASSEMBLY