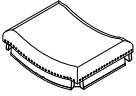
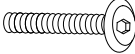






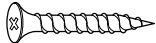
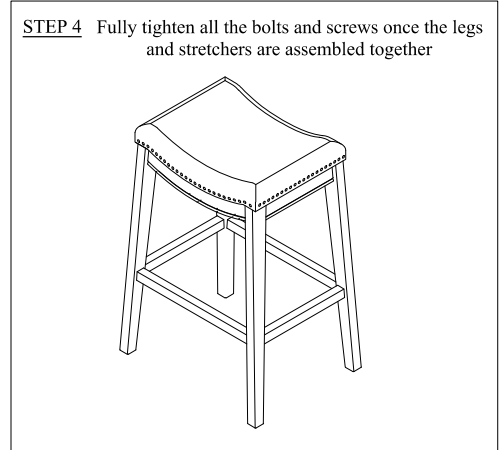
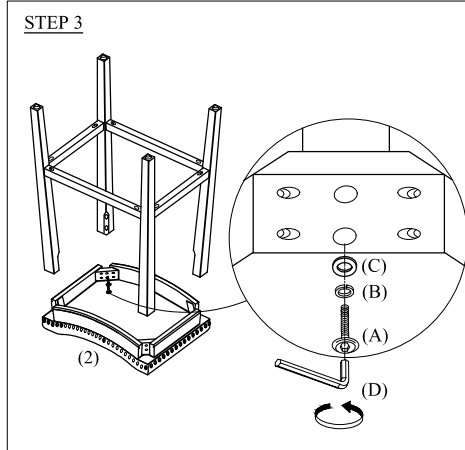
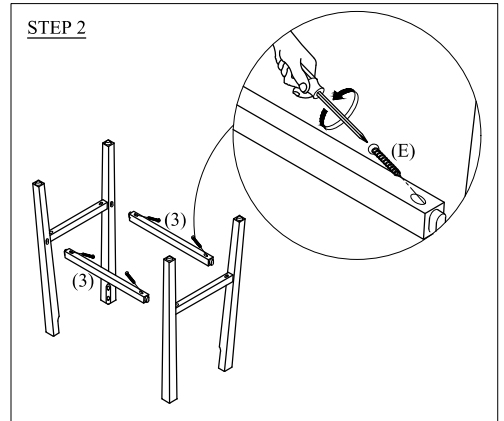
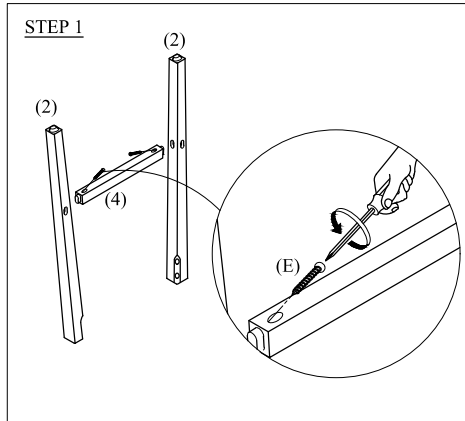


ASSEMBLY INSTRUCTIONS

Bar/Counter Stool

Part Identification	Hardware
(1) Seat x 1 PC 	(A) Bolt 5/16"x45mm x 8 PCS 
(2) Legs x 4 PCS 	(B) Spring Washer 5/16"x1.5 x 8 PCS 
(3) Long Stretchers x 2 PCS 	(C) Flat Washer 5/16"x1.5 x 8 PCS 
(4) Short Stretchers x 2 PCS 	(D) Allen Key 4mm x 1 PC 
	(E) Screw 4x50 mm x 8 PCS 



Tool needed : Screwdriver (not provided).

Caution : Do not FULLY TIGHTEN the bolts and screws until all legs and stretchers are assembled together.