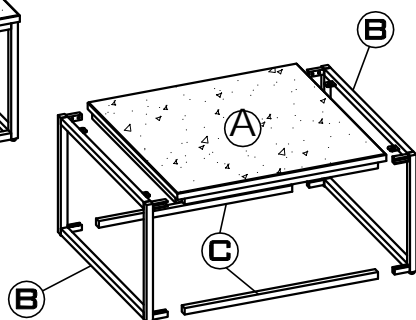
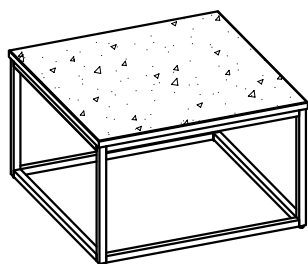


ASSEMBLY INSTRUCTIONS

NESTING COFFEE TABLE - SMALL



Parts Check List

Code	Components	Q'ty
Ⓐ	TABLE TOP	x01
Ⓑ	METAL LEG	x02
Ⓒ	BOTTOM STRETCHER	x02

Hardware Check List

code	description	q'ty
01	PAN HEAD ALLEN BOLT M6X10	x16
02	JCBC M6x15	x04
03	SPRING WASHER	x04
04	FLAT WASHER	x04
05	ALLEN KEY	x01

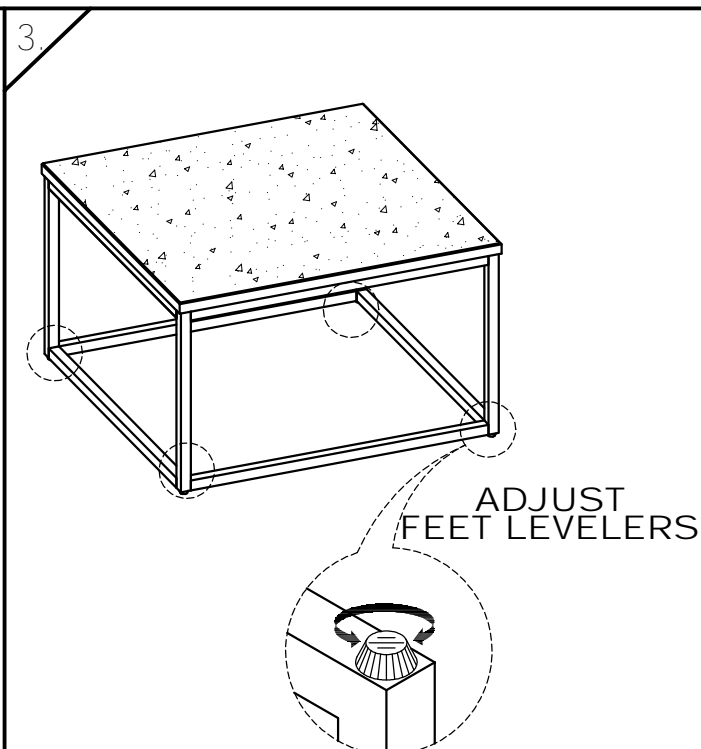
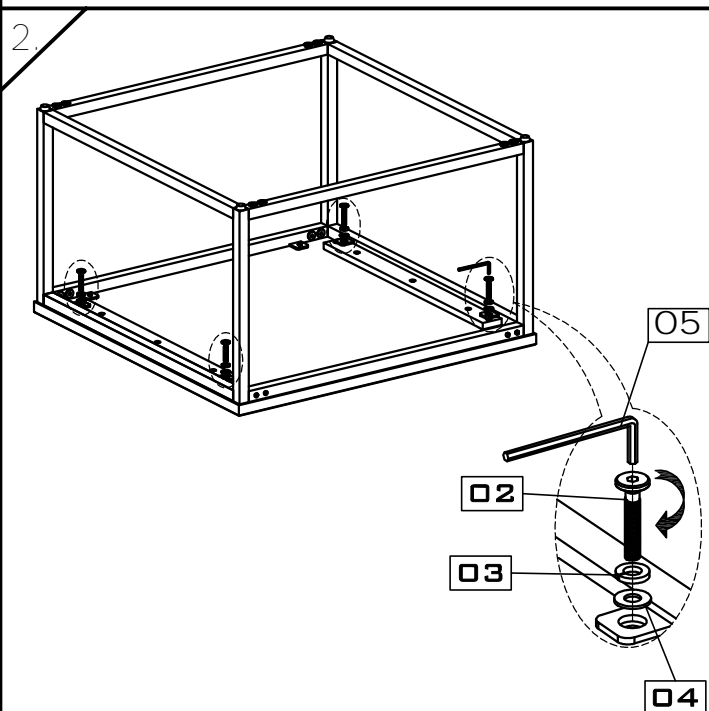
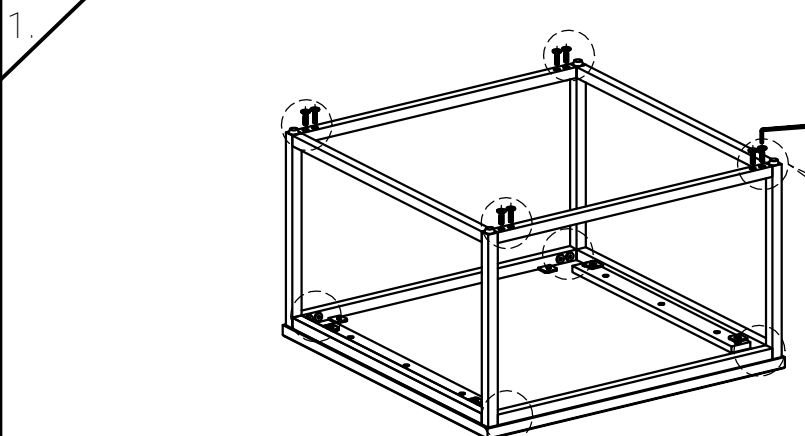
· PLEASE DO NOT DISCARD ANY OF THE PACKAGING UNTIL YOU HAVE CHECKED ALL THE PARTS AND THE PACKS OF HARDWARE.

· BEFORE YOU BEGIN TO ASSEMBLE YOUR NEW PIECE OF FURNITURE, PLEASE CHECK TO ENSURE THAT ALL PARTS HAVE BEEN SUPPLIED.

· FOLLOW INSTRUCTIONS CLOSELY AS DEVIATION FROM THEM MAY VOID YOUR WARRANTY AND PRESENT A POSSIBLE SAFETY RISK.

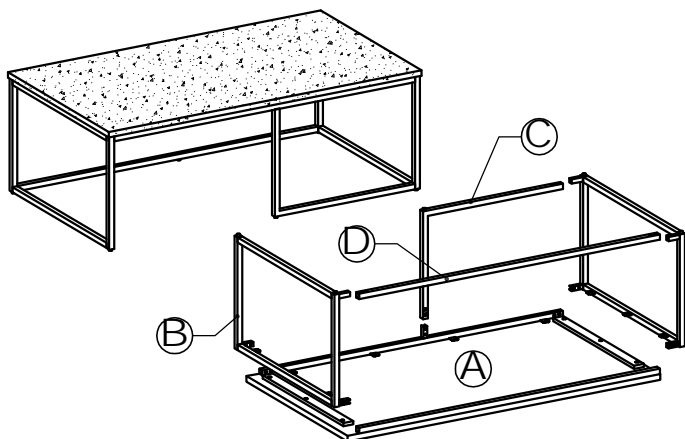
· IT IS RECOMMENDED THAT ASSEMBLY IS DONE ON A SOFT SURFACE LIKE CARPET TO AVOID ANY DAMAGE.

· PERIODICALLY CHECK AND RE-TIGHTEN ANY FASTENERS. WIPE DOWN ALL SURFACES WEEKLY WITH A CLEAN CLOTH. DO NOT CLEAN ANY SURFACES WITH HARSH ABRASIVES OR CHEMICALS.



ASSEMBLY INSTRUCTIONS

NESTING COFFEE TABLE - LARGE



Parts Check List

Code	Components	Qty
Ⓐ	TABLE TOP	x01
Ⓑ	METAL LEG	x02
Ⓒ	FRONT STRETCHER	x01
Ⓓ	BACK STRETCHER	x01

Hardware Check List

code	description		qty
01	Pan head allen bolt		x16
02	Bol t		x06
03	Spring washer		x06
04	Flat washer		x06
05	Allen key		x01

- PLEASE DO NOT DISCARD ANY OF THE PACKAGING UNTIL YOU HAVE CHECKED ALL THE PARTS AND THE PACKS OF HARDWARE.
 - BEFORE YOU BEGIN TO ASSEMBLE YOUR NEW PIECE OF FURNITURE, PLEASE CHECK TO ENSURE THAT ALL PARTS HAVE BEEN SUPPLIED.
 - FOLLOW INSTRUCTIONS CLOSELY AS DEVIATION FROM THEM MAY VOID YOUR WARRANTY AND PRESENT A POSSIBLE SAFETY RISK.
 - IT IS RECOMMENDED THAT ASSEMBLY IS DONE ON A SOFT SURFACE LIKE CARPET TO AVOID ANY DAMAGE.
 - PERIODICALLY CHECK AND RE-TIGHTEN ANY FASTENERS. WIPE DOWN ALL SURFACES WEEKLY WITH A CLEAN CLOTH. DO NOT CLEAN ANY SURFACES WITH HARSH ABRASIVES OR CHEMICALS.

