


Assembly Instruction

Swivel Dining Chair



Thank you for choosing our product.

We are committed to delivering exceptional customer service to ensure your satisfaction.

Parts Confirmation:

- Upon unpacking, verify that all parts listed in the manual are present.
- If any parts are missing or incorrect, please notify us immediately. We will promptly arrange replacements, or other solutions to ensure the issue is resolved.


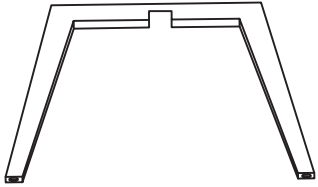
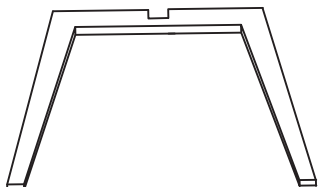
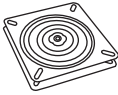
Assembly Guidance:

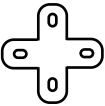


- Carefully review the instruction manual before assembly.
- The manual has detailed steps, but it might not cover all situations. If you need help or have questions, contact us and we'll respond quickly.

Shipping Note

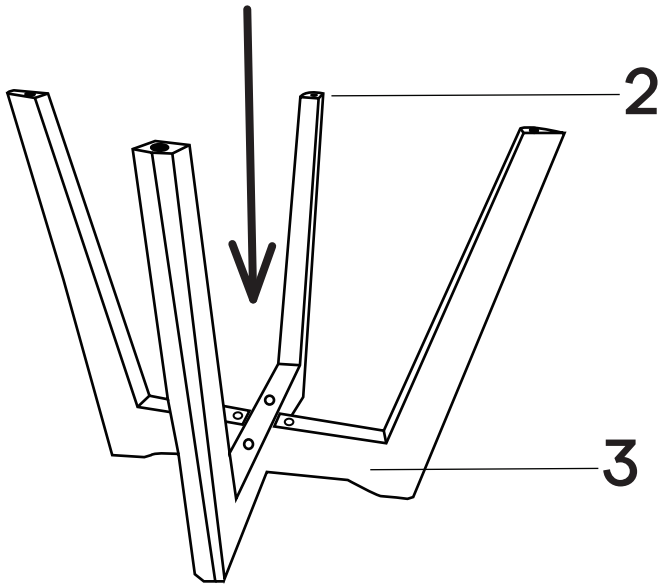
- If you purchased multiple packs, kindly note that the items in your order might come in separate packages. We appreciate your patience during delivery.

Parts List

Number	Name	Part	Qty
1	Seat		X1PC
2	Wood leg		X1PC
3	Wood leg		X1PC
4	Swivel Gear		X1PC

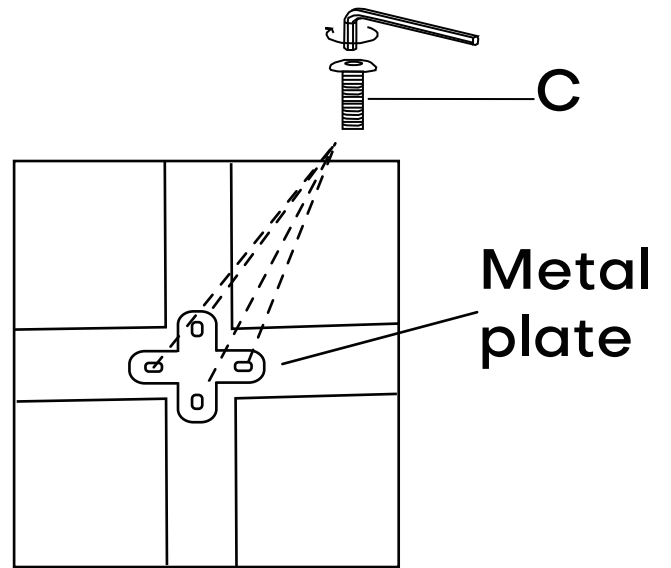
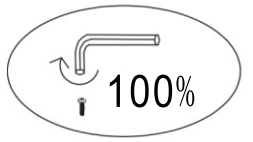
Number	Hardware	Part	Qty
B	Metal plate		X1PC
C	M6x20mm		X10+1EXT
D	Wrench		X1PC

01

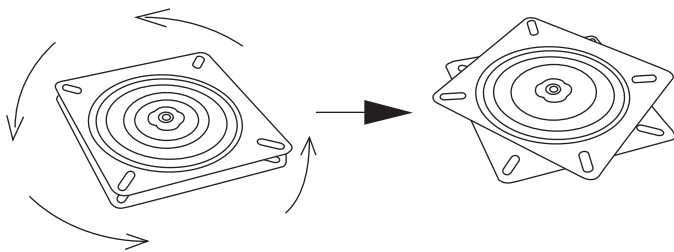


02

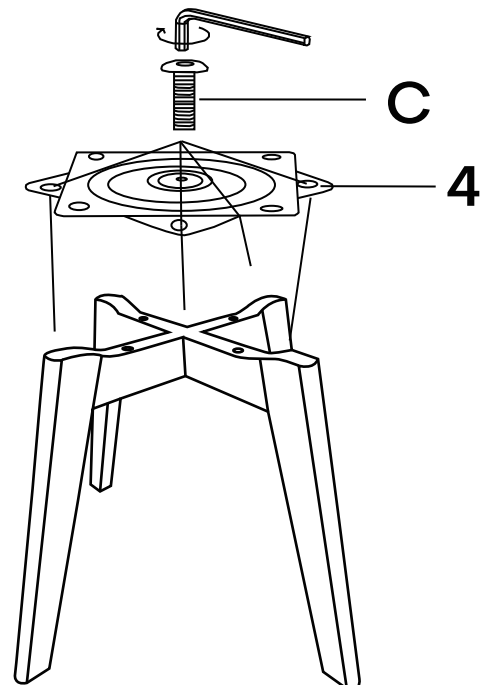
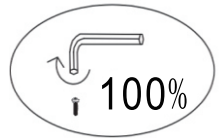
Tighten the four screws to a depth of 100%



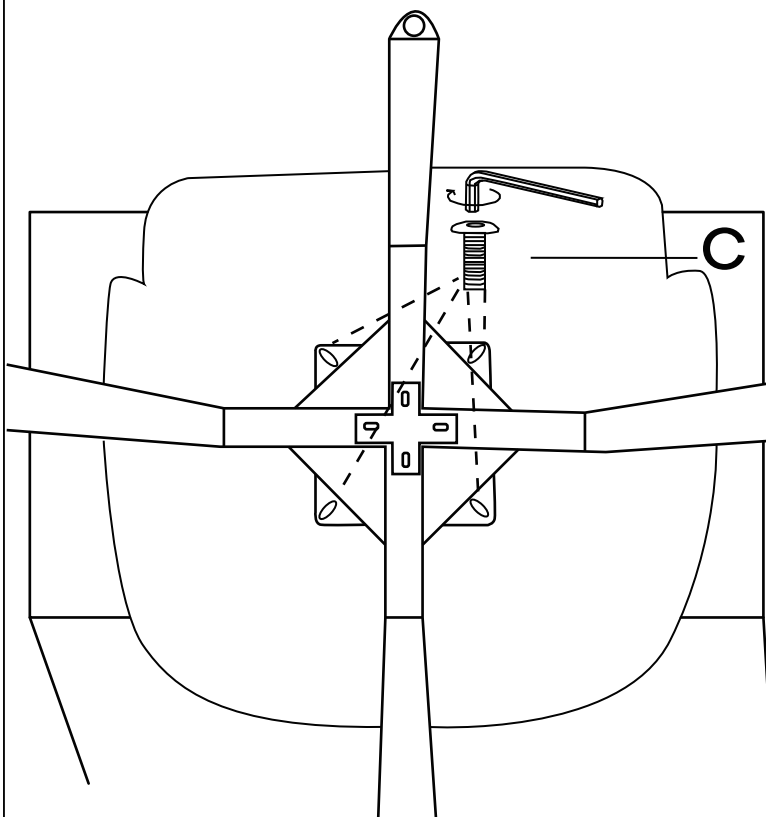
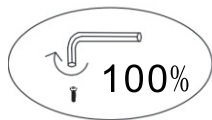
03




Swivel part(4) before install.



Fully tighten the four screws to a depth of 100%






Assembly complete







Note:

Each leg has an adjustable foot leveler to help level your chair. Rotate it to ensure the chair is flat on the floor !

Safety Guidelines

-  Periodically inspect and tighten bolts to prevent loosening during use.
-  Ensure all hardware remains securely fastened before using.
-  Do not allow children to climb or jump on the stool.

Care Instructions

-  Avoid placing hot items, direct sunlight, or harsh chemicals on the furniture
-  Wipe dust with a soft, clean, lint-free cloth.
-  Use adjustable foot levelers on each leg to stabilize the chair on uneven floors.
-  Note: Indoor Use Only: Do not place the furniture outdoors or in damp environments.

Thank you for your purchase