



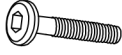


# ASSEMBLY INSTRUCTIONS

## MODEL : WF299728AAE 2 DRAWERS NIGHTSTAND

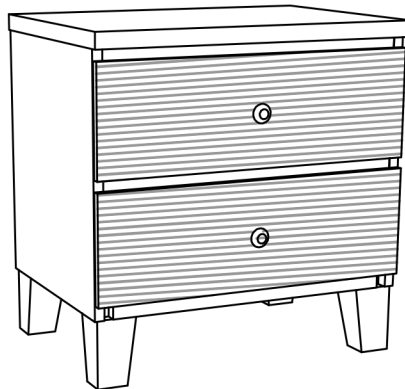
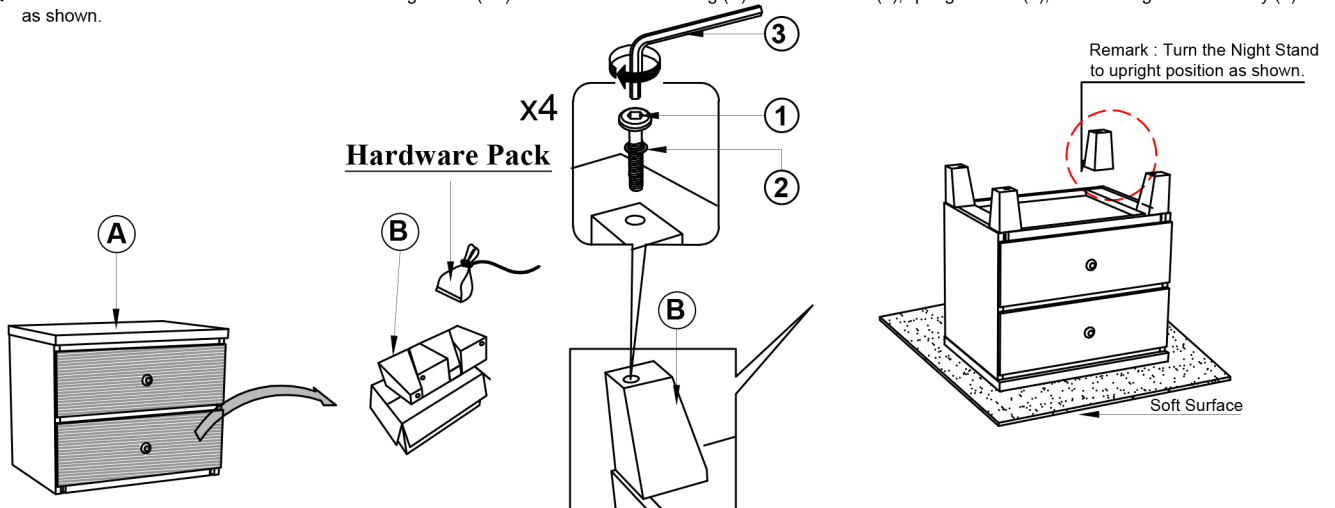
### (BOX 1) BOX OF NIGHT STAND

NO	ITEM	QTY
	NIGHT STAND	
A		1 pc
	BOTTOM LEG	
B		4 pcs

### (BOX 1) HARDWARE LIST

NO	ITEM	QTY
1	JCBC Bolt m6x50mm Blk 	4 pcs
2	Spring Washer 1/4" Blk 	4 pcs
3	Allen Key m4x110mm With Ball Blk 	1 pc

**STEP 1 :** Pull the bottom drawer and take out the bottom leg carton ( B ). Assemble the bottom leg (B) with JCBC Bolt (1), Spring washer (2), and securing with Allen Key (3) as shown.



**COMPLETE ASSEMBLY**

NOTE : MUST TIGHTEN SCREWS PERIODCALLY WITH USE SCREW WILL BECOME LOOSE CHECK TIGHTNESS OF ALL SCREW EVERY 6-8 WEEKS.