
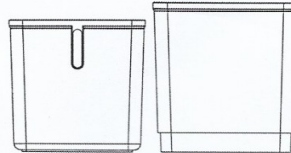


ASSEMBLY INSTRUCTIONS

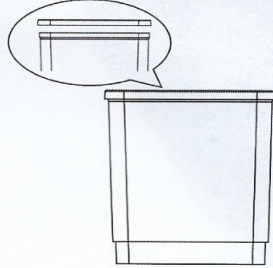
1. Take out the bin from box.



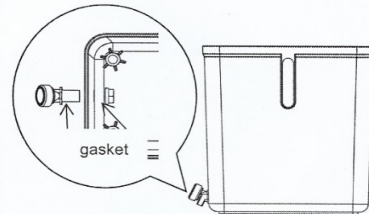
2. Take out the bottom bin.



3. Put the lid on the top bin.

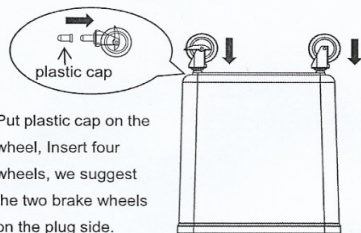


4. Install the plug.



Put the tap outside, screw inside; and remember to put one gasket on each side.

5. Install the wheels.



Put plastic cap on the wheel, Insert four wheels, we suggest the two brake wheels on the plug side.

6. Put the top bin to bottom bin.

