

Assembly Instructions

TOMMY  HILFIGER  
HOME

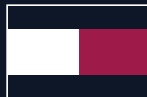
Arm Chair

Thank you for purchasing a piece of furniture from Tommy Hilfiger.

Tommy Hilfiger is one of the world's leading designer lifestyle brands and is internationally recognized for celebrating the essence of classic American cool style, featuring preppy with a twist designs.

Introduced in 1985, Tommy Hilfiger has achieved strong global brand awareness and recognition and it occupies a unique position as a premium brand offering quality apparel, accessories and lifestyle products.

Your home is where you express your true style, welcome home.



# Information

## FAILURE TO FOLLOW THESE WARNINGS WHEN IN USE COULD RESULT IN INJURY

- Do not stand on the item or use as a step ladder.
- Do not use this item unless all bolts and screws are firmly secured.
- Check all bolts and screws every 90 days. Tighten if any are loose.
- Please lift up then move. Pushing over or dragging this product can result in an injury or cause damage to the floor and furniture piece.

## CUSTOMER SERVICE

Our primary objective is to provide fast, friendly customer service to all of our customers. We are here to help if you have any questions, comments, or are in need of warranty replacement parts.

Please call us toll free at: 1-855-372-2315 (U.S.)

Monday - Friday 6:00am - 5:00pm P.S.T.

0-800-051-6775 (U.K.)

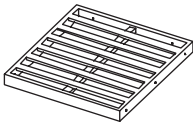
Monday - Friday 2:00pm - 1:00am U.K. Time

Or visit our website:

[www.truecustomersupport.com](http://www.truecustomersupport.com)

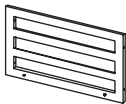


# Part List



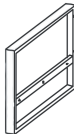
1

Seat Panel  
Quantity: 1



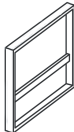
2

Back Panel  
Quantity: 1



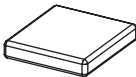
3

Left Panel  
Quantity: 1



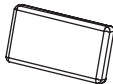
4

Right Panel  
Quantity: 1



5

Cushion  
Quantity: 1



6

Cushion  
Quantity: 1



7

Cushion  
Quantity: 1



A

Bolt M6X68mm  
Quantity: 4



B

Bolt M6X40mm  
Quantity: 8



C

Washer  
Quantity: 12

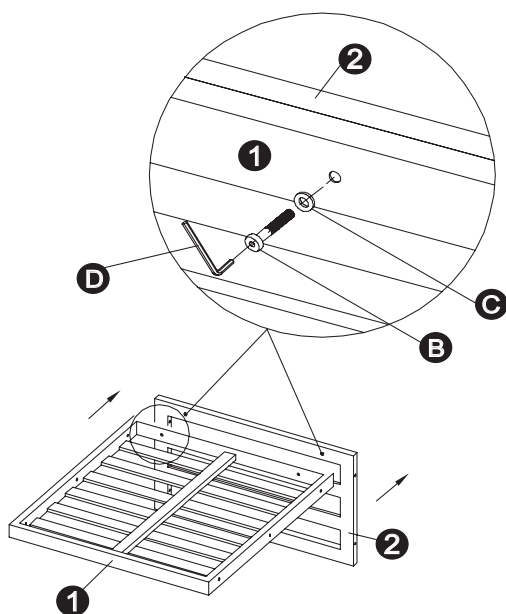


D

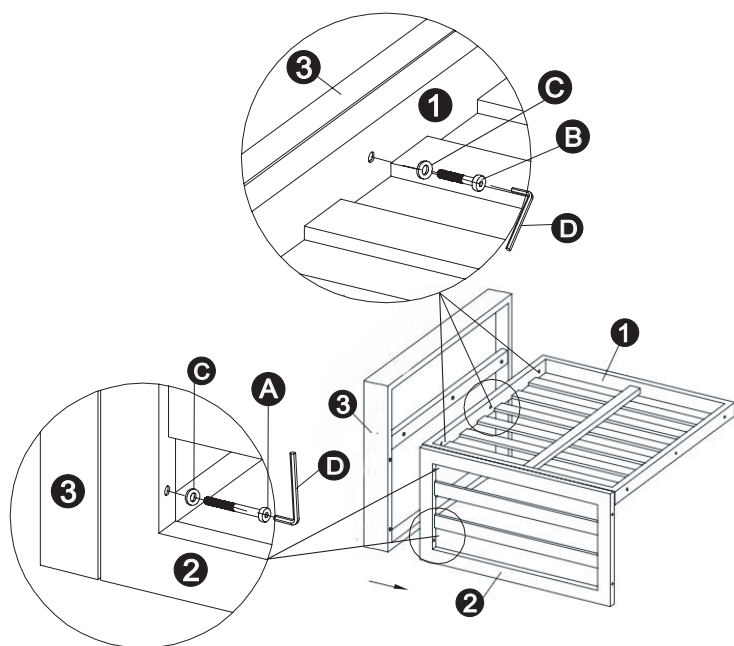
Allen Wrench  
Quantity: 1



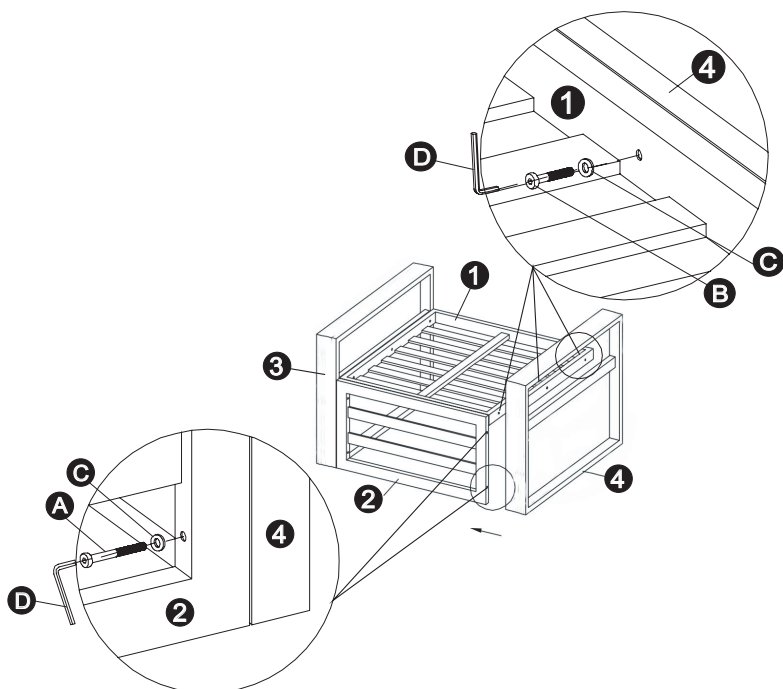
- I. Attach Seat Panel (1) to Back Panel (2) by using M6X40mm bolt (B) with Washer (C), and fasten with Allen Wrench (D).



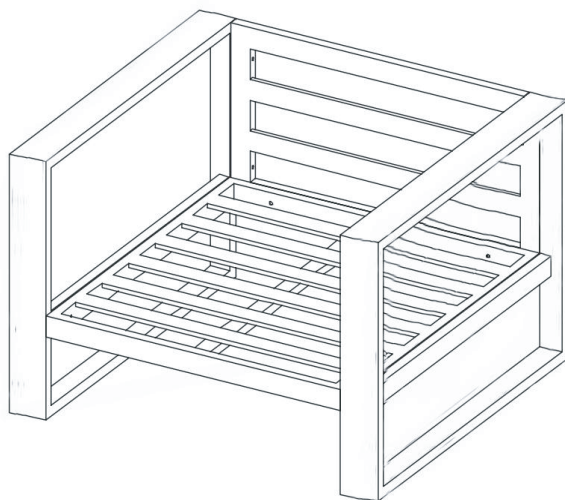
- 2.** 1. Attach Left Panel (3) to Seat Panel (1) by using M6X40mm bolt (B) with Washer (C).
2. Attach Left Panel (3) to Back Panel (2) by using M6X68mm bolt (A) with Washer (C).
3. Fasten all bolts with Allen Washer (D).



- 3.** 1. Attach Left Panel (4) to Seat Panel (1) by using M6X40mm bolt (B) with Washer (C).
2. Attach Left Panel (4) to Back Panel (2) by using M6X68mm bolt (A) with Washer (C).
3. Fasten all bolts with Allen Washer (D).

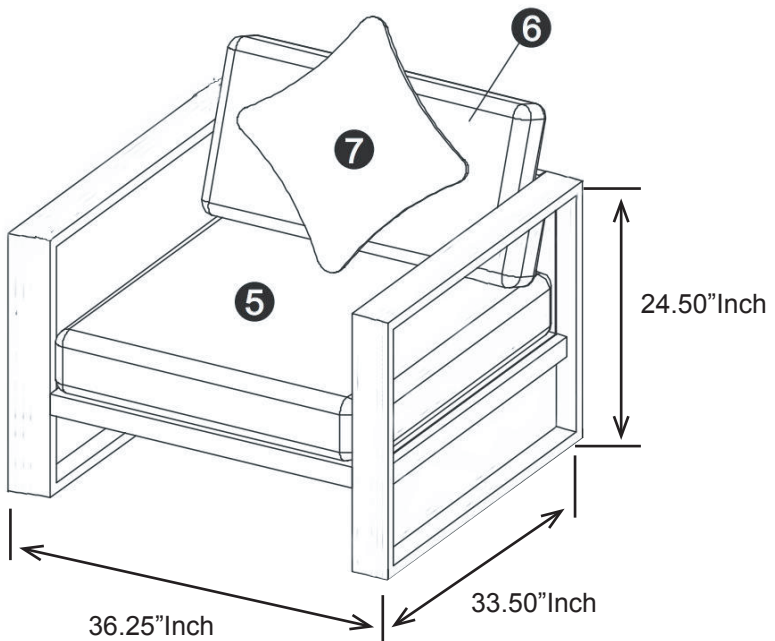


- 4.** Ensure all bolt connections are fully tightened.





## Product Dimension



# Limited Warranty

The manufacturers products are warranted against defects in material and workmanship while owned by the “Original Purchaser”. The term “Original Purchaser” is defined as that party or entity which purchases this manufacturers furniture from an authorized retailer as shown by the original sales receipt. This warranty does not apply to “as is” or previously owned products.

The manufacturer warrants its products to be free from defects in materials and workmanship (normal wear and tear, fading and stretching excepted), for one year from the date of purchase, except as provided below under the limited warranty. The exceptions or exclusions to this warranty are as follows:

1. Any warranty claim that is submitted after the limited warranty period, or without proper proof of purchase will not include the cost of parts, labor, or delivery.
2. This warranty shall not apply to the manufacturers products which have been subjected to misuse, neglect, alteration, modification, or attachments, either caused by the original purchaser, shipping, storage, accident, fire, flood, or acts of God.

In the event of a defect in material or workmanship covered by this warranty, the manufacturer will repair or replace, at their discretion, without charge the warranted parts within a reasonable amount of time. We reserve the right to require damaged parts to be returned to us upon request. Natural markings such as scars, brands, grain variations, wrinkles, color variations, etc. will be considered normal characteristics and not construed as defects.

For claims or questions concerning this warranty, please contact customer service department on the web at [www.truecustomersupport.com](http://www.truecustomersupport.com). Be prepared to provide your name, address, daytime phone number, the model and purchase order number of the product, date of purchase, and the website where it was purchased. The manufacturer requires that the original sales receipt be submitted with all requests to confirm that you are the original purchaser according to our written warranty.

This warranty gives you specific rights, and you may also have other rights, which vary from state to state (or country to country). All warranties are limited to the original purchaser for normal use. Should you prefer to speak with a service representative, you may call toll free: 1-855-372-2315 (U.S.) or 0-800-051-6775 (U.K.).



TOMMY  HILFIGER  
HOME