

ASSEMBLY INSTRUCTION

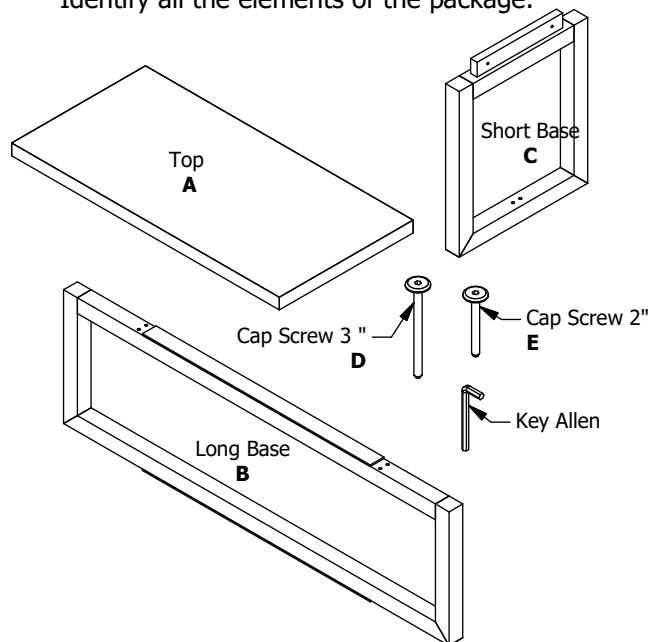
MATERIALS INCLUDED

- 1 Top Table
- 2 Short Base
- 1 Long Base
- 8 Cap Screw 3"
- 4 Cap Screw 2"
- 1 Key Allen

It requires 2 persons to assembly.
Estimated time of assembly: 20 mins.

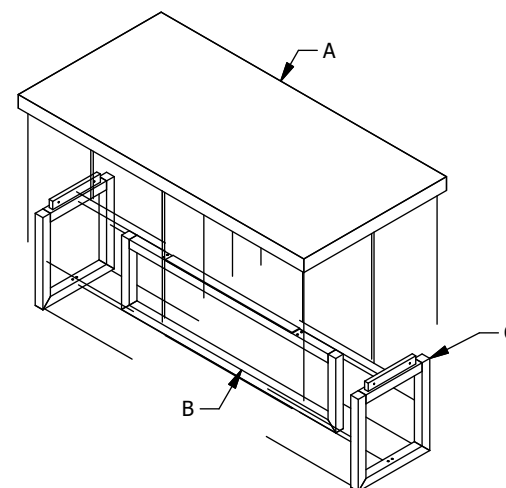
STEP 1

Identify all the elements of the package.



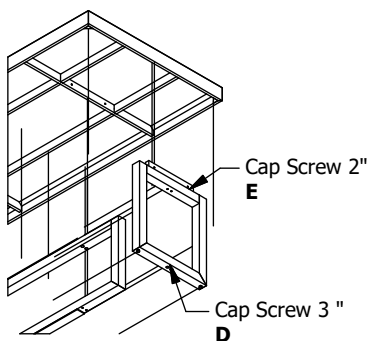
STEP 2

Carefully unpack the parts and place the bases (B, C) on the ground. Place (4 people recommended) the MDF top (A) on the bases (B, C) taking care of the alignment of the bolts with the grooves of the bases pre-drilled wood.



STEP 3

Screw at the MDF Top (A) using the cap screws by tightening them with the Allen key to the wooden base (C), matching the guides previously marked in each part



STEP 4

Once you finish all the steps you are ready to use it. Enjoy!

