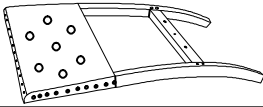
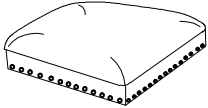
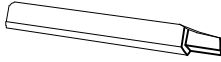








G.design

Authorized By Home Base Furnishing Ltd

ASSEMBLY INSTRUCTION HB-DC001

DESCRIPTION	PART NAME	Q`TY(PCS)
①	Backrest 	1
②	Cushion 	1
③	Legs 	2

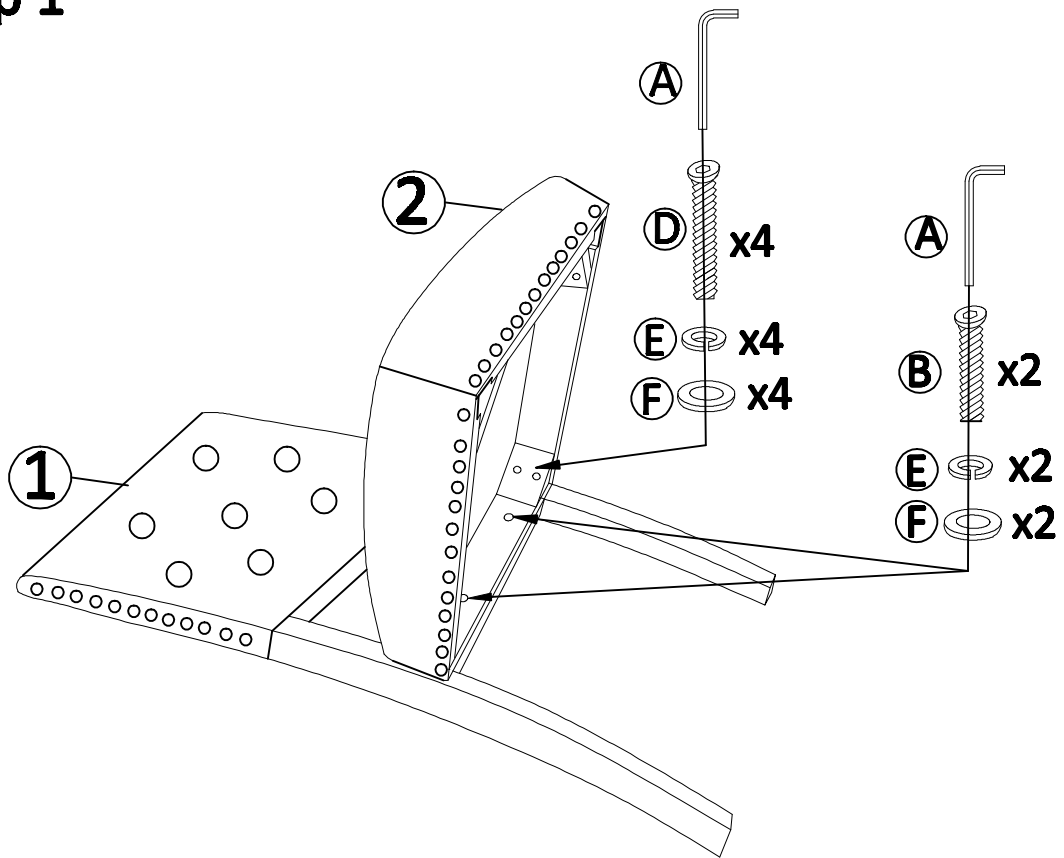
HARDWARES REQUIRED

A		L-ALLEN KEY	Ø5/16"	1 PC
B		Bolt	Ø5/16"x1-1/2"	2 PCS
C		Bolt	Ø5/16"x2"	4 PCS
D		Bolt	Ø5/16"x3"	4 PCS
E		Lock Washer	Ø5/16"	10 PCS
F		Flat Washer	Ø5/16"xØ19mm	10 PCS

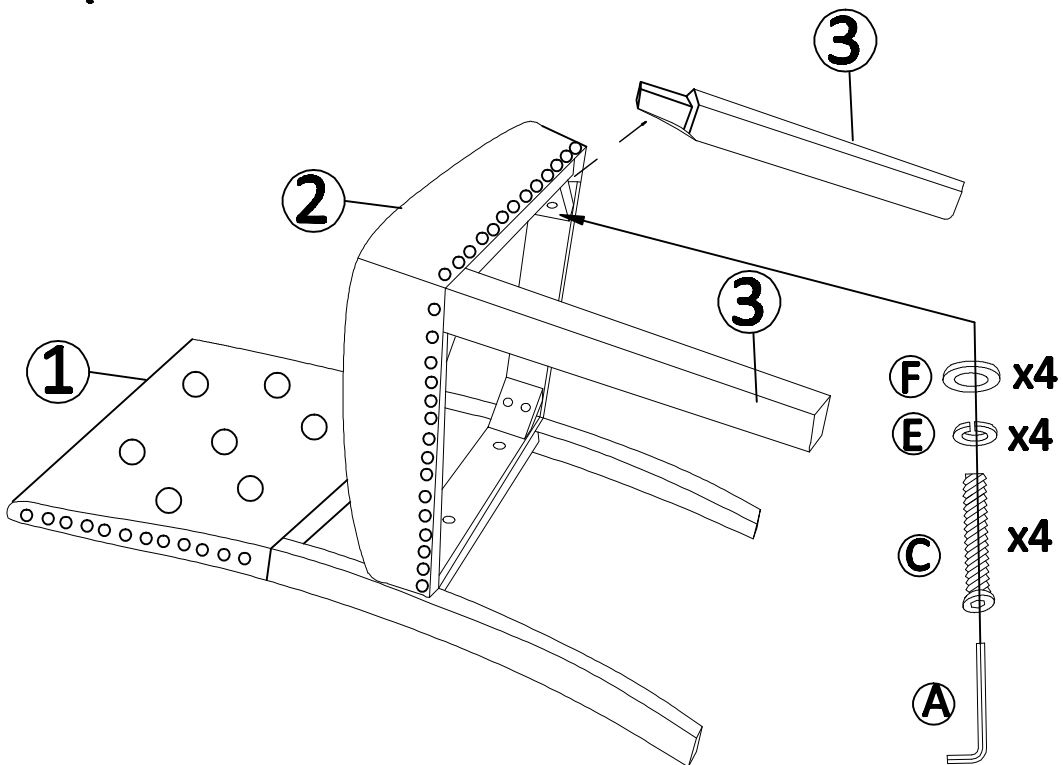


Do not lock the bolts until the last step is completed, and then lock all bolts after all steps are completed!

Step 1



Step 2



Step 3

