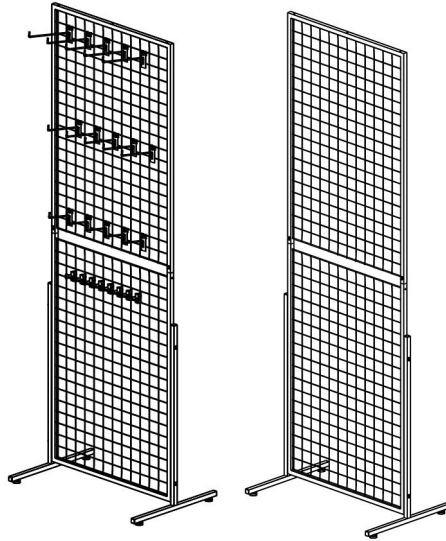


**GRIDWALLS
USER MANUAL**

GRIDWALLS



SAFETY INSTRUCTIONS

WARNING:

Read this material before using this product. Failure to do so can result in serious injury.

Assembly precautions

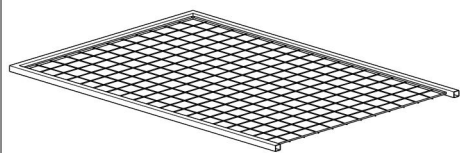
1. Assemble only according to these instructions. Improper assembly can create hazards.
2. Wear ANSI-approved safety goggles and heavy-duty work gloves during assembly.
3. Keep the assembly area clean and well-lit.
4. Keep bystanders out of the area during assembly.
5. Do not assemble when tired or when under the influence of alcohol, drugs or medication.
6. The product capabilities apply to properly and completely assembled products only.
7. Assemble on a flat, level, hard and smooth surface capable of safely supporting the Gridwalls.
8. For additional information regarding the parts listed in the following pages, please refer to the Assembly Diagram of this manual. Unwrap and separate all parts in a clean work area.

Use precautions

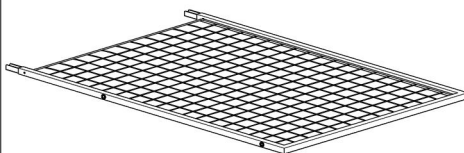
1. DO NOT SIT OR STAND ON THIS ITEM.
2. This product is not a toy. Do not allow children to play with or near this item.
3. Do not exceed weight capacities.
4. Use only on a flat, level, hard and smooth surface capable of safely supporting a fully loaded Gridwalls.
5. Use as intended only.
6. Inspect before every use; do not use if parts are loose or damaged.

SAVE THIS MANUAL

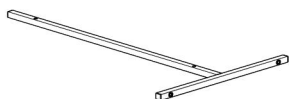
PARTS LIST



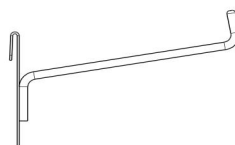
1.Top Mesh x2



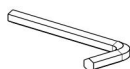
2.Bottom Mesh x2



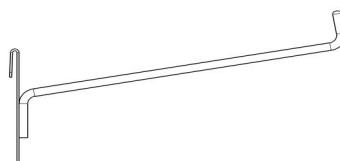
3.Foot Frame x4



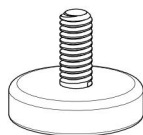
4.Pot Hook_Small x5



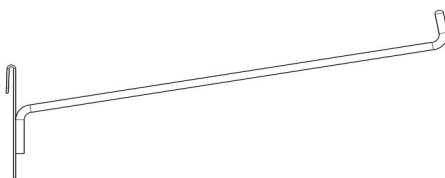
5.Spanner x1



6.Pot Hook_Middle x5



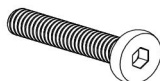
7.LevelingFoot x8



8.Pot Hook_Large x5



9.Screw_A x4



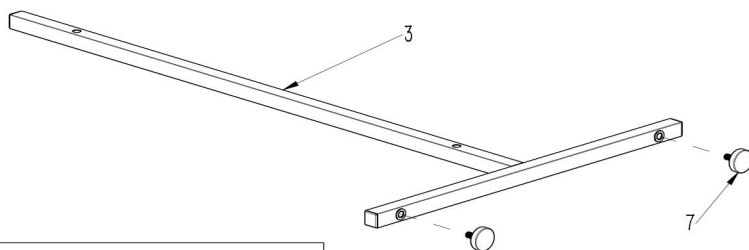
10.Screw_B x8



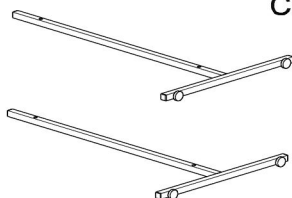
11.Clip x8

ASSEMBLY STEP

step 1

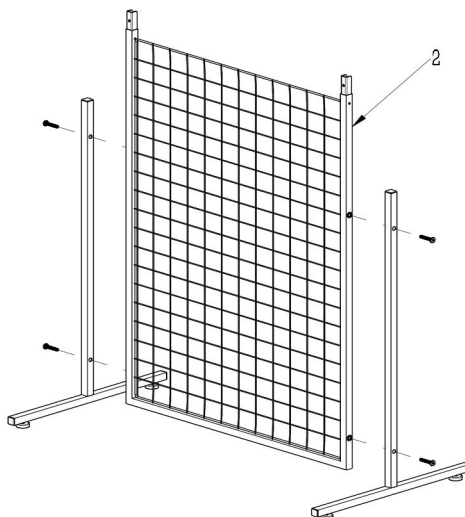


Component 1

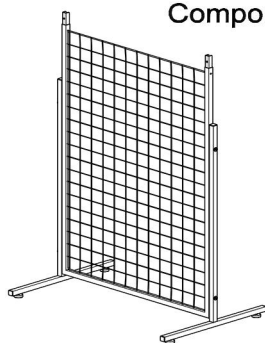


7  X4

step 2

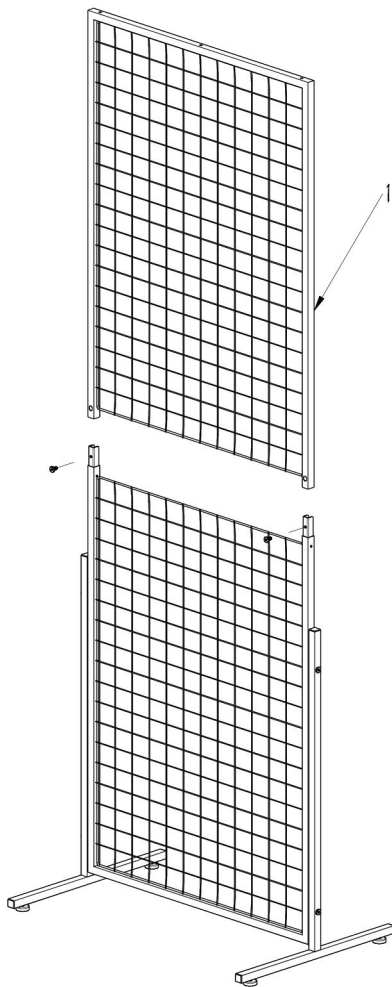


Component 2

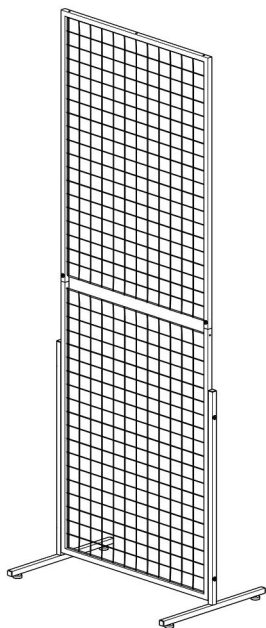


10  X4

step 3



Component 3

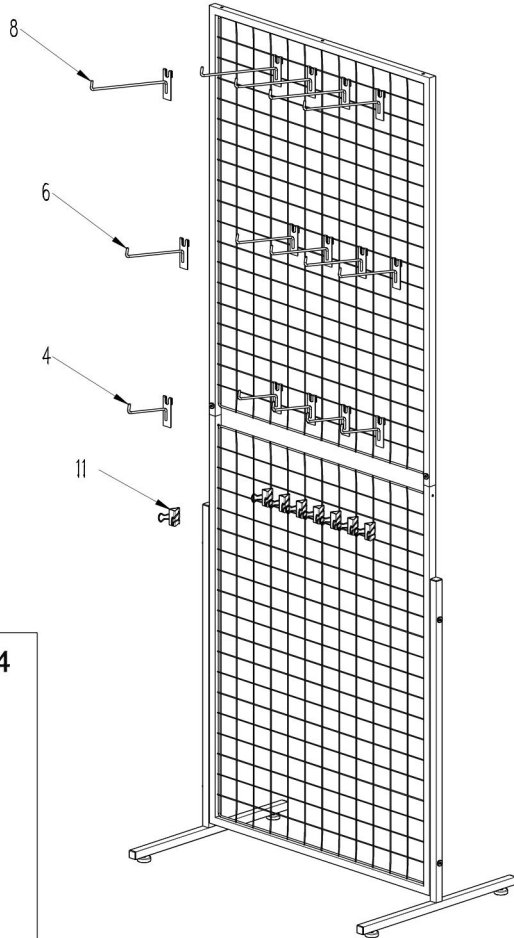


9

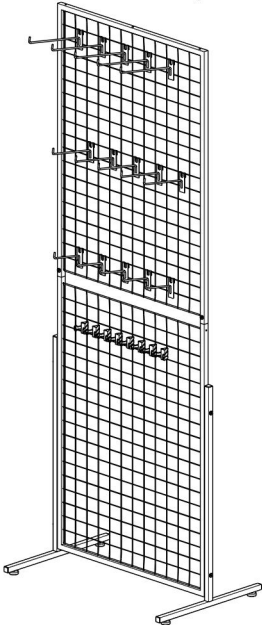


X2

step 4



Component 4



COMPLETION



PRODUCT PARAMETER

Model	
Loading Weight	30 lbs per piece
Product Size	1716*617*404 mm /piece