

# ASSEMBLY INSTRUCTIONS & PARTS IDENTIFICATION








## TABLE

Thank you for purchasing this quality product. Be sure to check all packing material carefully for small parts that may have come loose inside the carton during shipment

### Parts key

No	Qty	Description
1	1 Pc	Table Top
2	4 Pcs	Leg Extension
3	4 Pcs	Leg
4	2 Pcs	Left Side Facing Door
5	2 Pcs	Right Side Facing Door
6	2 Pcs	Storage Box Side Panel
7	1 Pc	Storage Box Top Panel
8	1 Pc	Storage Box Bottom Panel
9	4 Pcs	Knob w/Screw
10	8 Pcs	Door Hinge
11	4 Sets	Door Catch Assembly
12	4 Pcs	Floor Glide
13	2 Pcs	Center Support
14	2 Pcs	Floor Leveler

### Hardware kit

No	Description	Qty
A	 Bolt M5/16" x 180	8 Pcs
B	 Bolt M6 x 30	40 Pcs
C	 Hex nut M8	4 Pcs
D	 Flat washer M8x16	52 Pcs
E	 Lock washer M8	52 Pcs
F	 Allen Key K4	1 Pc
H	 Key wrench	1 Pc

NOTE : Part # 2 Leg Extension only  
used for counter Height Table

