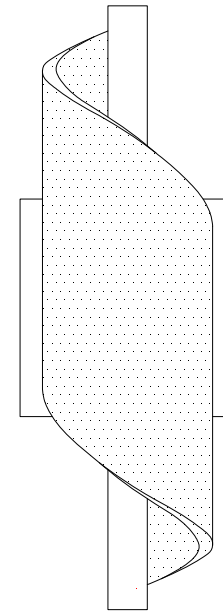


# LEIGHTON ACRYLIC WALL SCONCE

DESIGN # CTL1111

Assembly Instructions



**Need help?**

Feel free to contact us via email or call  
if you have any specific questions!

**contact us:**

[cs@safavieh.com](mailto:cs@safavieh.com)

866-422-9070

**SAFAVIEH**  
C O U T U R E

# Thanks for bringing Safavieh Couture into your home

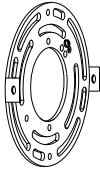
Every thing we make is incredibly simple to set up, including your new wall lamp. Tools Required for Assembly (not included): Screwdriver, Junction box

## Parts List

Ax3  
Wire Nut



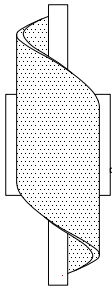
Bx1  
Mounting bracket



Cx2  
Outlet box screw



Dx1  
Fixture body

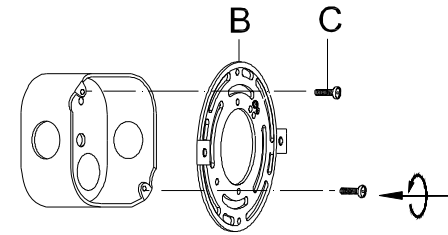


Ex2  
Mounting screw



1

Attach the mounting bracket (B) to the junction box with outlet box screw (C)



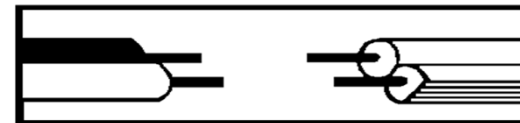
## 2 Wire connection

Connect fixture neutral wire (ribbed) to the outlet box neutral wire (usually white) using a wire nut. Connect fixture hot wire (smooth and with markings) to the outlet box hot wire (usually black) using a wire nut.

CAUTION: Do not reverse the hot and neutral connections! Make sure they are inserted properly.

Grounding Instructions:

Wrap the ground wire from the outlet box around the green ground screw on the mounting bracket no less than 2" from the end of the wire. Tighten the ground screw. If the fixture is supplied with a ground wire, connect it to the outlet ground wire with a wire nut.

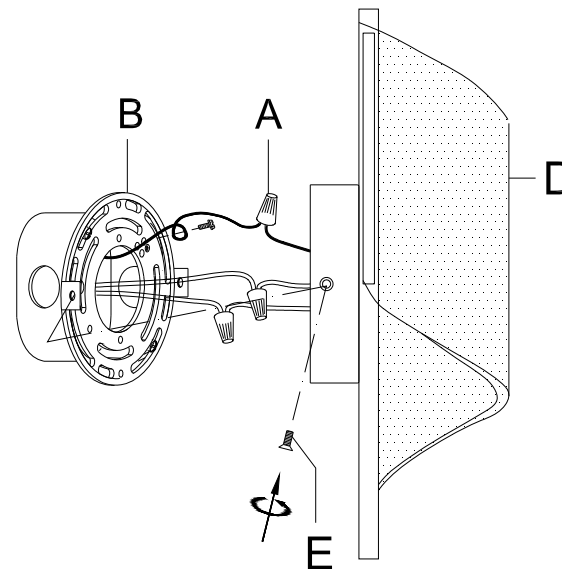


**Thanks for bringing  
Safavieh Couture into  
your home**

Every thing we make is incredibly simple to set up, including your new table lamp. You won't need any additional tools

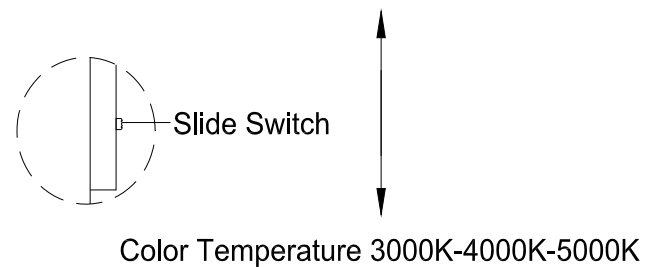
3

Attach the fixture body (D) to the mounting plate(B) with mounting screw(E).



4

Select your favorite color temperature (CCT) from three options: 3000K, 4000K, or 5000K by the slide switch located on the side of the box.



|  |                       |
|--|-----------------------|
| Dimmable drive can be compatible with the following 10 commonly used dimmers in the United States: |                       |
| Lutron DVCL-153P   | Lutron MACL-153MLH-WH |
| Lutron P-PKG1W-WH-R  | Lutron STCL-153PH-WH  |
| Leviton R11-DSL06-1TW  | Leviton R00-RNL06-0TW |
| Leviton R02-DW6HD-2RW  | Leviton R68-06674-POT |
| Legrand RHCL453PNICCV4   | TP-link HS220         |