

The Building Blocks™ Concrete line beautifully replicates the contemporary look of concrete while bringing in an added layer of warmth and sophistication. Designed to blend perfectly with other Building Blocks™ products, as well as the Back to Basics™ collection, this line provides endless design possibilities.

BUILDING BLOCKS™ CONCRETE

Glazed Body Match Porcelain





Black







Gray



Silver



Mist

Sizes							
	29" x 29" 29.39" x 29.39"	24" x 47" 23.5" x 47.09"	15" x 29" 14.65" x 29.39"	12" x 24" 11.71" x 23.5"			
Thickness	10mm	10mm	10mm	10mm			
Faces	16	8	32	32			
Finish	Matte	Matte	Matte	Matte			
Edge	Rectified	Rectified	Rectified	Rectified			
Grout Joint Recommendation	1/8"	1/8"	1/8"	1/8"			
Testing	Abrasion Resistance C1027	Breaking Strength C648	Chemical Resistance C650	Water Absorption C373	DCOF ANSI A1371	Scratch Hardness MOHS	Shade Variation Rating
	IV	>700 lbf	Resistant	<0.50%	>0.60	5	V2

Product and Installation Details | ANSI A108.02
 Section 4.3.8.2 - For running bond/brick jointing patterns utilizing tiles (square or rectangular) where the side being offset is greater than 18" (nominal dimension), the running bond offset will be a maximum of 33% unless otherwise specified by the tile manufacturer. If an offset greater than 33% is specified, specifier and owner must approve mock-up and lippage.



Sustainability Attributes

- Red List Free
- Health Product Declaration (HPD) provided upon request
- Product Packaging is 100% recyclable
- VOC Free

*For more information visit www.emser.com. Always consult a professional for proper usage and installation.

