

Café™ 30" Slide-In Front Control Dual-Fuel Convection Range with Warming Drawer

C2S900P4MW2 / C2S900P3MD1 / C2S900P2MS1

C A F É

DISTINCT BY DESIGN™



ALSO
AVAILABLE IN



C2S900P2MS1
Stainless Steel with
Brushed Stainless
handles and knobs



C2S900P4MW2
Matte White with
Brushed Bronze
handles and knobs



FEATURES & BENEFITS

Expansive six-burner cooktop helps you entertain with ease - Entertaining for large groups is easy with the industry's first six burner, edge-to-edge cooktop that can accommodate cookware of all sizes and a cast-iron integrated griddle that provides enough room to perfectly flip crab cakes, arepas and other crowd favorites

Enjoy total control in the kitchen and beyond - Control your oven with your smart device or simply your voice using WiFi Connect

An attractive appearance at all times - Every detail of your kitchen is designed to delight, thanks to a sleek backlit glass touch control panel that visually disappears when not in use and wakes up when prompted

Share favorite creations with your favorite people - Create an unforgettable dinner, using a 21K tri-ring burner to do everything from searing scallops to simmering a lemon caper white wine sauce and a 15K power boil burner to boil water quickly for al dente angel hair pasta

Treat yourself to the best of both worlds - Get the precision you need to pull off a multi-course dinner party with Dual Fuel, which boasts a gas-powered cooktop for precise heat control and electric True European Convection with Precise Air in the oven for even baking results.

Never scrub, smooth-glide racks - Easily remove heavy dishes with a roller rack that is specially designed to glide smoothly and stay in the oven during the self-clean cycle, so you never have to handle cumbersome racks again

Create a look that matches your personal style - Select any combination of premium finishes and hardware options to create a stunning look customized to any owner's taste

Prepare foods to perfect doneness - Get roasts and meats just right with a temperature probe that lets you monitor progress without opening the oven door

APPEARANCE

| | |
|----------------------------|--|
| Cooktop Burner Grate Color | Matte Black |
| Installation | Power Cord Not Included |
| Oven Door Features | Big Clear View Oven Window |
| Handle | Professional Style; Customizable; Consumer Removable |
| Handle Design | Café |

FEATURES

| | |
|-------------------------------|--|
| Configuration | Range with Warming Drawer |
| Cooking Technology | Convection |
| Cooking System | True European Precise Air Reversing |
| Oven Cleaning Type | Self-Clean with Steam Clean Option |
| Burner - Left Front | 21,000 BTU Tri-ring Burner |
| Burner - Left Rear | 5,000 BTU Precise Simmer |
| Burner - Right Front | 15,000 BTU |
| Burner - Right Rear | 12,000 BTU |
| Burner - Center | 9,500 BTU Front / 9,500 BTU Rear |
| Cooktop Burner Type | Sealed |
| Cooktop Surface | Deep Recessed; Porcelain-Enamel; Gray |
| Dishwasher Safe Knobs | Yes |
| Control Location | Front controls |
| Control Type | Backlit; Glass Touch |
| Valves (Degree of Turn) | 270 |
| Oven Control Features | Audible Preheat Signal; Automatic Oven Timer (Time Bake); Auto Oven Shut-Off; Auto Self Clean; Certified Sabbath Mode; Chef Connect; Control Lock Capability; Delay Bake Option (Time Bake); Delay Clean Option; Digipad Numeric Entry; Electronic Clock and Timer; Front Controls; In-Oven Broiling; Temperature Probe; Self-Clean Cool Down Time Display |
| Oven Cooking Modes | |
| Oven Features | |
| Cooktop Burner Grate Features | |
| Cooktop Burner Grate Material | Cast-Iron |
| Cleaning Time | Variable with Delay Clean Option |
| Self-Clean Oven Door Lock | Automatic |
| Oven Rack Features | 2 Self-Clean Oven Racks; 1 Roller Rack; 6 Rack Positions |
| Fuel Type | 240V Electric and Natural Gas |
| Ignition System | Electronic w/Auto Reignition |
| Leveling System | 4 Leveling Legs |
| Style | Commercial |
| Oven Interior | 1 Incandescent; Hidden Bake; Black |
| Connected Capabilities | Amazon Alexa; The Google Assistant; IFTTT; Nest; Drop; Innit; DiGiorno |

CAPACITY

| | |
|-----------------------------|-----------|
| Total Capacity (cubic feet) | 5.7 cu ft |
|-----------------------------|-----------|

ACCESSORIES

| | |
|-------------------|---|
| Grates | Included Center Grate |
| Grill | Optional; Integrated Cast Iron; JXCGRILL1 |
| LP Conversion Kit | Included |
| Trim Kit | Optional; JXFILLR1DD |
| Griddle | Included; Integrated Cast Iron |

WEIGHTS & DIMENSIONS

| | |
|--|----------------------|
| Cabinet Opening | 30 in |
| Depth with Door Open | 47-1/2 in |
| Approximate Shipping Weight | 244 lb |
| Net Weight | 224 lb |
| Height to Top of Rear Vent Trim | 37-3/8 in |
| Overall Height | 37-3/8 in |
| Height to Cooking Surface (in.) | 36-1/4 +/- 1/4 |
| Overall Width | 29-7/8 in |
| Cabinet Width | 30 in |
| Overall Depth | 29-1/2 in |
| Depth Without Handle | 26-7/8 in |
| Oven Interior Dimensions (W x H x D) (in.) | 24 x 19-7/8 x 20-5/8 |

Café™ 30" Slide-In Front Control Dual-Fuel Convection Range with Warming Drawer

C2S900P4MW2 / C2S900P3MD1 / C2S900P2MS1

C A F É

DISTINCT BY DESIGN™

POWER / RATINGS

| | |
|--|--|
| Amp Rating at 208V | 30 |
| Amp Rating at 240V | 30 |
| Bake/Broil Wattage - Main Oven | 2850/4000W |
| Convection Wattage | 2500W |
| Top Burner BTU Rating - LP (000's BTU's) | (1) 18.0 Tri-Ring; (1) 15.0; (1) 12.0; (2) 9.5; (1) 5.0 |
| Top Burner BTU Rating - Nat. Gas (000's BTU's) | (1) 21.0 Tri-Ring; (1) 15.0; (1) 12.0; (2) 9.5; (1) 5.0; |
| Volts/Hertz/Amps | 208/240V; 60Hz; 30A |
| Power Connection | Power Cord - Not Included |

WARRANTY

| | |
|----------------|---------------------------------|
| Parts warranty | Limited 1-year entire appliance |
| Labor warranty | Limited 1-year entire appliance |

DIMENSIONS

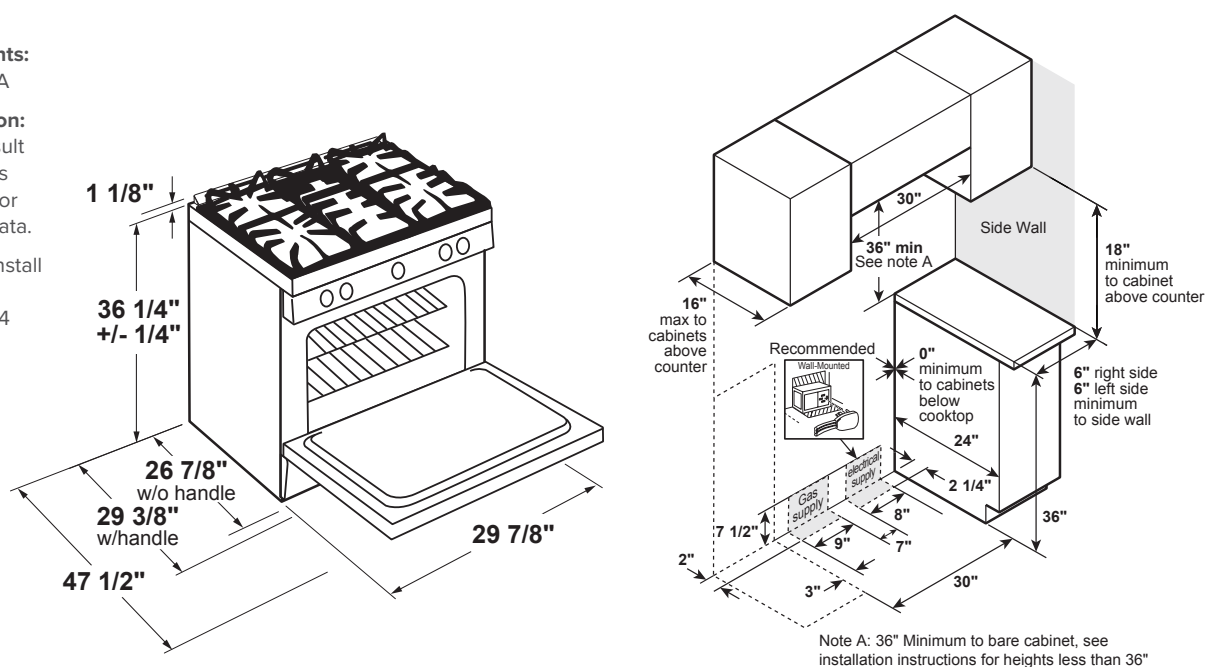
Electrical Requirements:

240v/208v; 60Hz, 30A

Installation information:

Before installing, consult installation instructions packed with product for current dimensional data.


For all installations, install the required rear trim to back of range with 4 screws provided.




ADDITIONAL ACCESSORIES



CXFCGHPMBZ
Brushed Bronze
2 handles; 6 knobs



CXFCGHPMSS
Brushed Stainless
2 handles; 6 knobs



CXFCGHPMBT
Brushed Black
2 handles; 6 knobs



CXFCGHPMCU
Brushed Copper
2 handles; 6 knobs