

Aluminum Umbrella

User Manual



Note: This user manual is generic for different models. Please kindly note that the pattern, color and size might vary accordingly.

Safety Instructions

1. Use the umbrella in a wide-open area.
2. When adjusting or opening the umbrella, make sure that no person is around for safety concerns.
3. Always close and put away the umbrella on windy days.
4. Keep the umbrella away from fire or other heating source.
5. Children are not supposed to operate the umbrella unless sufficient supervision is provided by adult.
6. It is highly recommended that the setup of this umbrella should be carried by at least two people.
7. When setting up, opening and closing the umbrella, please use caution to avoid risk of pinching hand.
8. Exercise caution when opening or closing the umbrella to avoid risk of scratching hand.

Package Contents



Umbrella Canopy x 1



Extension Pole x 1



Top Cover (spare) x 1



Strap x 1

Setting up the Umbrella

1



Connect the umbrella canopy to the extension pole.

2



Rotate the crank handle clockwise to open the umbrella.

Changing the Angle



Press this button and change angle.










Closing the Umbrella

Use strap to secure.



When the umbrella is not in use, close it and use the strap to secure the closing.

A		1
B		1
C		1
D		1
E		1
F		1
G		1

