
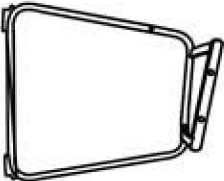








ITEM NAME/ NOM D' ITEM:

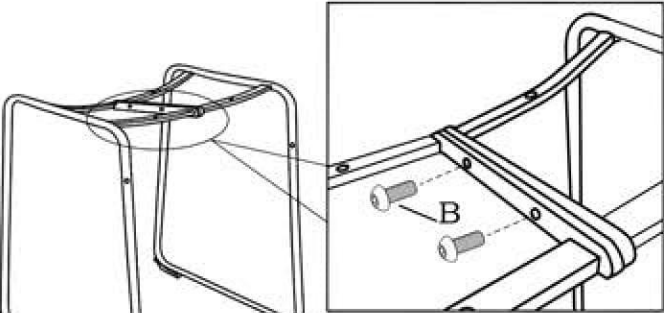
DINING CHAIR

PARTS LIST/LISTE DES PIÈCES

(1)	(2)	(3)	(4)	(5)
 x1	 x1	 x1	 x1	A.  x2 M6*30 B.  x2 M8*14 C.  x4 M6*25 D.  x1 M6

ASSEMBLY INSTRUCTIONS/INSTRUCTIONS D'ASSEMBLAGE

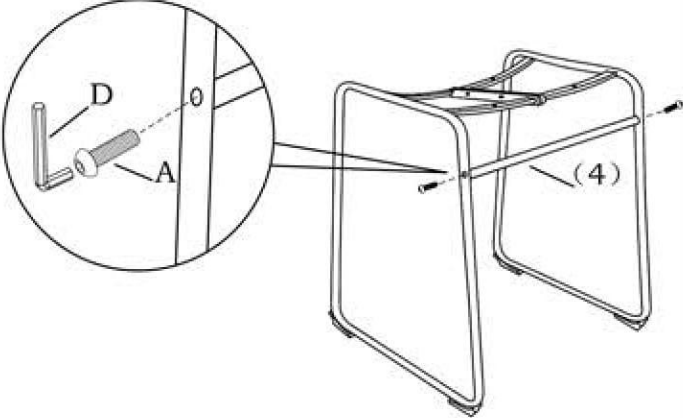
I



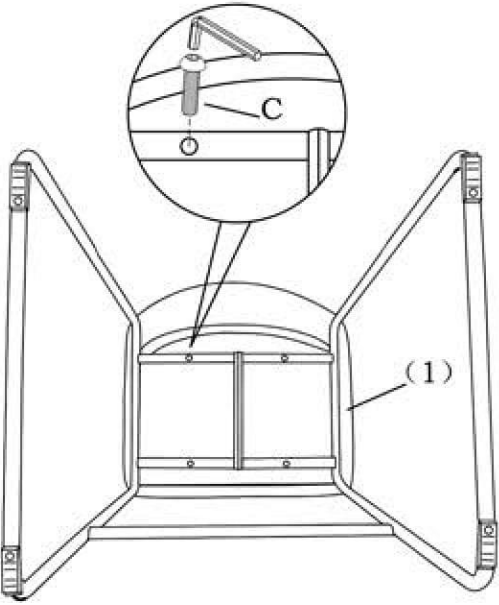
* Make sure (2) & (3) are parallel and just 80% tightening (B). (No screw up).

(3) After everything screwed in the right place, sit and make sure the chair is balance then tighten the screws (B) in the final stage.

II



III



IV

