
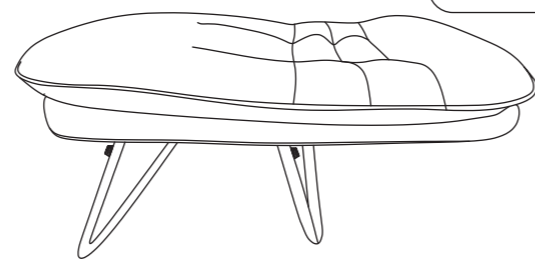


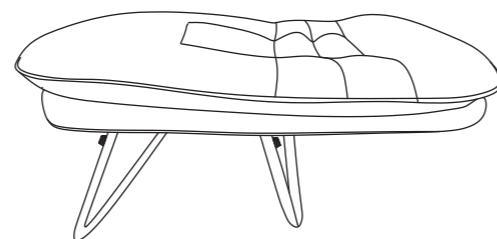
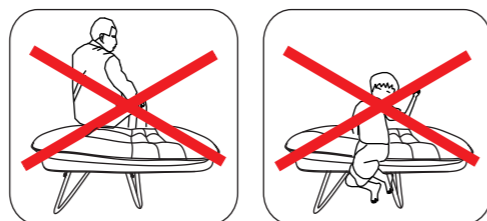
To deodorize the chair, leave it in a shaded and well-ventilated outdoor area for 1-2 days.



When the chair legs are unfolded and the backrest is fully reclined to a 180° flat position, avoid sitting on the top edge.

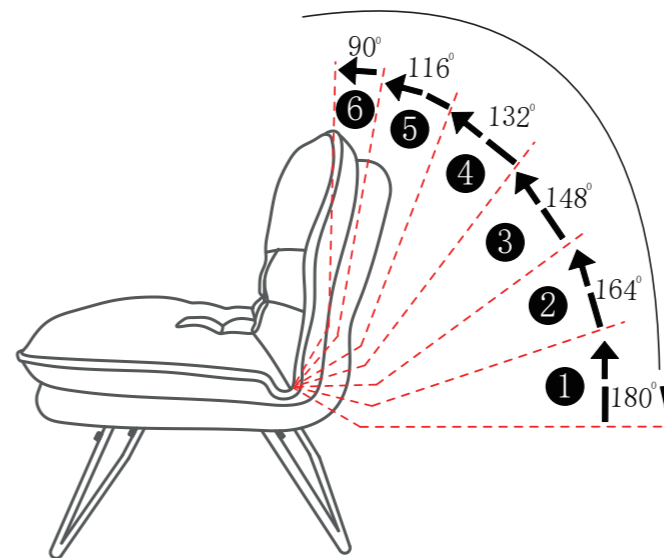


Do not sit on the top of the backrest.



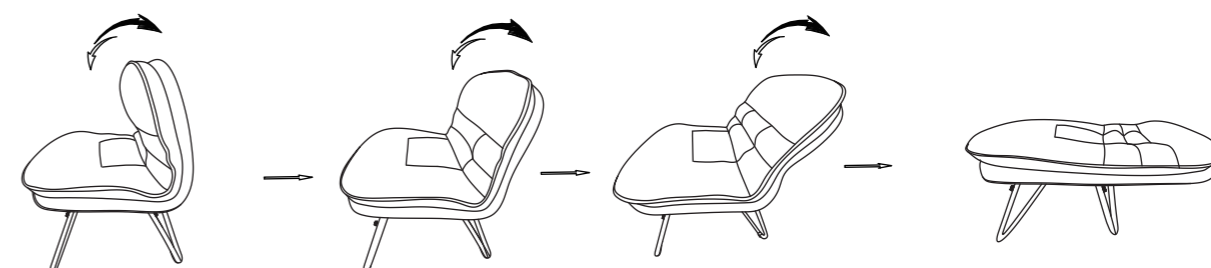
When the chair legs are unfolded and the backrest is fully reclined to a 180° flat position, avoid sitting on the side edges of the chair.

Installation & Assembly

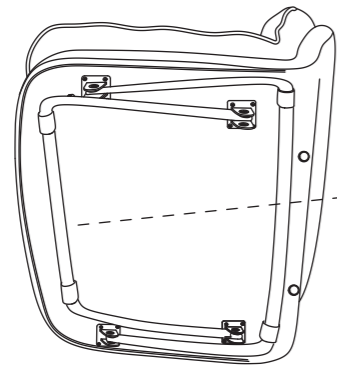


Adjust the backrest to a suitable angle according to your preference.

From the upright position, lean the backrest slightly forward, then push it down to fully recline to 180°.



Assembly Instruction



Caution: Risk of finger pinching.

