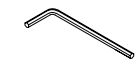
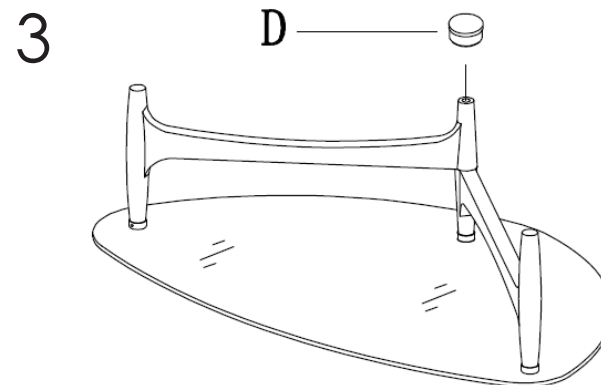
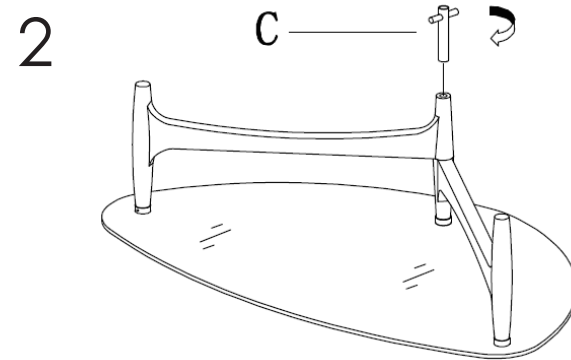
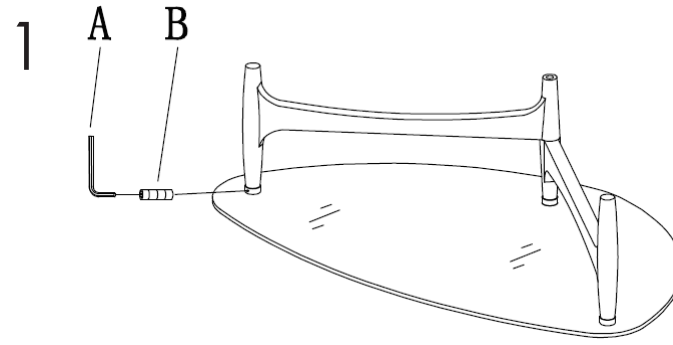


PLEASE NOTE: Check that you have received all components and hardware before assembling.

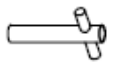
## Assembly Instructions Coffee Table



A (1 pc)  
2mm



B (6 pcs)  
M5 x 10mm



C (1 pc)  
M8



D (1 pc)

During assembly, hand tighten screws only. When the screws are in place, tighten completely.