




KENNETT & KENNETT TRAVERTINE SMALL TABLE LAMPS

SLTB324, SLTB34227

General Product Information



Safety Information

IMPORTANT SAFETY INSTRUCTIONS

This portable lamp has a polarized plug (one blade is wider than the other) as a safety feature to reduce the risk of electric shock. This plug will fit in a polarized outlet only one way. If the plug does not fit fully in the outlet, reverse the plug. If it still does not fit, contact a qualified electrician. Never use with an extension cord unless plug can be fully inserted. Do not attempt to defeat this safety feature.



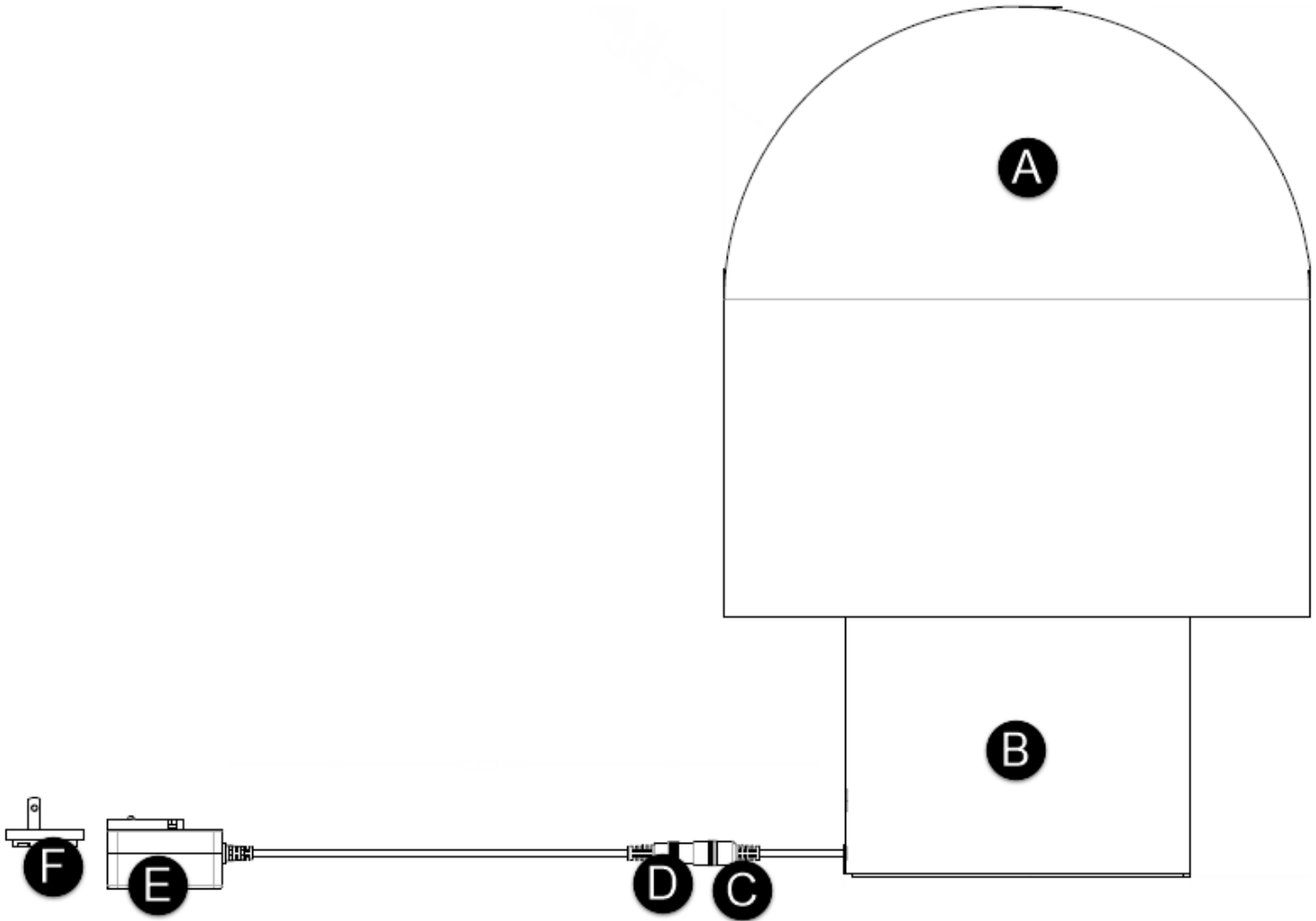
Turn off electrical current at the source before working with any lighting fixture or portable lamp.

Install and use this product in adherence with local electrical codes and regulations.



FIXTURE PARTS

- A. Lamp Shade
- B. Lamp Base
- C. Female Connector Electrical Cord
- D. Male Connector Electrical Cord
- E. Adapter
- F. Polarized Plug Attachment



INSTRUCTIONS

1. Remove the lamp and all its parts from the packaging.
2. Connect the male and female connectors of the electrical cords.
3. If necessary, attach the polarized plug attachment to the adapter.
4. Plug the fixture into a functioning electrical outlet.
5. Use the light switch to turn the lamp on/off to test its functioning and complete the process.