Bathroom Vanity

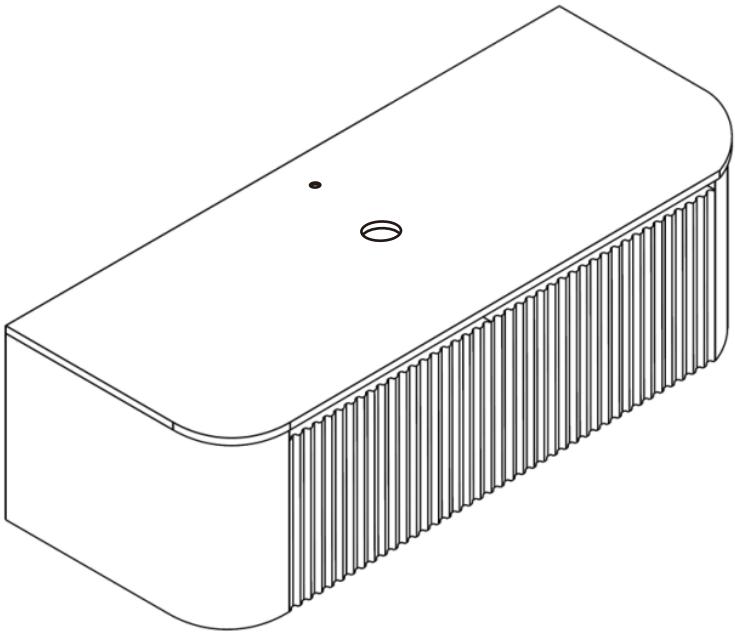

NOTICE(EN):Thank you for choosing our product.Please read this manual carefully before installation.Please contact customer service for further video support.

AVISO(ES):Gracias por elegir nuestro producto.Por favor, lea este manual detenidamente antes de la instalación.Para obtener soporte de vídeo adicional, póngase en contacto con el servicio de atención al cliente.

+

30 Mins

Warning (EN)

1.Follow the installation instructions. Please confirm all accessories are preset before installation.

2.Do not fully tighten the screws during initial assembly. Full tighten screws only once all pieces which are correctly assembled.

3.Our products are environmentally friendly. To maintain their quality,avoid submerging them in water, placing heavy items on them, or applying excessive force.

4.If you encounter any issues,please contact us for assistance.

Advertencia (ES):

1.Siga las instrucciones de instalación. Confirme que todos los accesorios estén presentes antes de la instalación.

2.No apriete completamente los tornillos durante el montaje inicial. Apriete completamente los tornillos solo una vez que todas las piezas estén ensambladas correctamente.

3.Nuestros productos son respetuosos con el medio ambiente. Para mantener su calidad, evite sumergirlos en agua, colocar objetos pesados sobre ellos o aplicar fuerza excesiva.

4.Si tiene algún problema, póngase en contacto con nosotros para obtener ayuda.

Item no.	Rwference Image	Qty
A	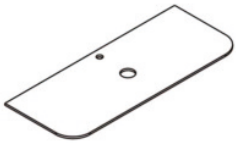	X1
B	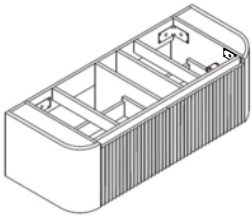	X1
C	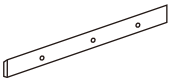	X1

Item no.	Rwference Image	name
1		X3
2		X3
3		X1

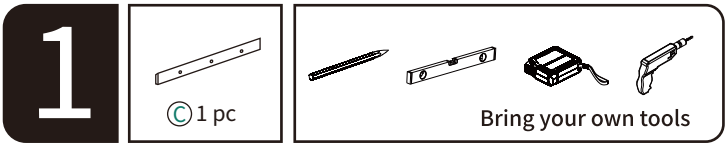

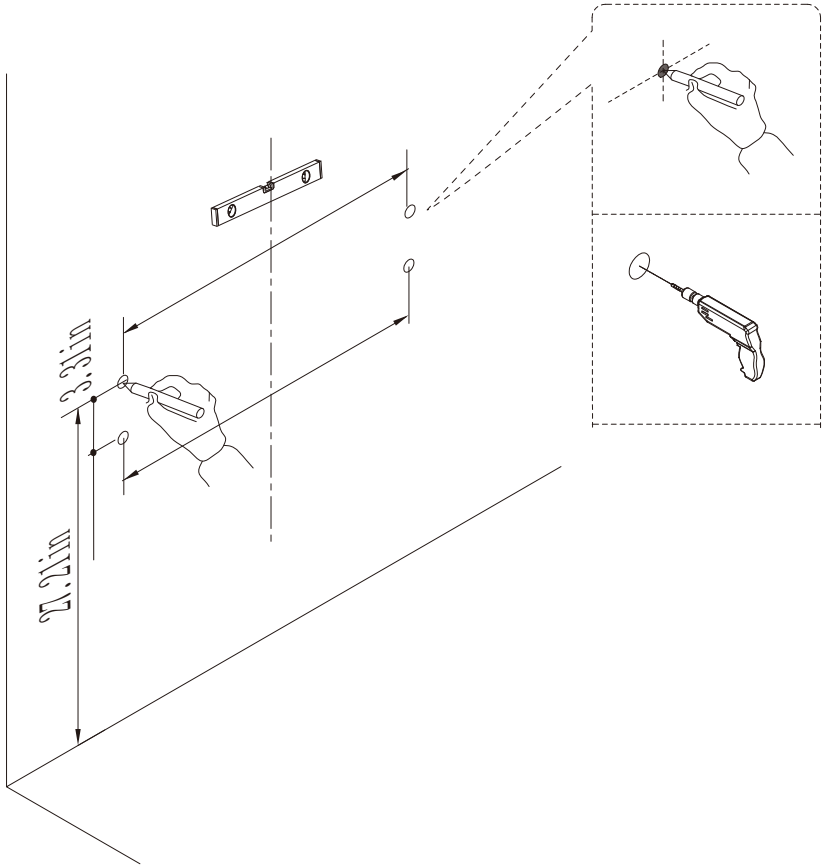

(EN)

WARNING: To prevent tipping over, this product must beused with the included wall mounting device.

WARNING: Evaluate the suitability of the wall to ensure thatthe fixtures can withstand the forces that occur.

(ES)

ADVERTENCIA: Para evitar vuelcos, use el dispositivo de fijación a la pared incluido.

ADVERTENCIA: Compruebe que la pared sea adecuada para soportar las fuerzas ejercidas.

2

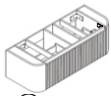

Ⓑ 1 pc

① 3 pcs ② 3 pcs

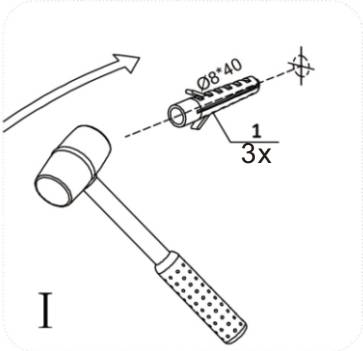

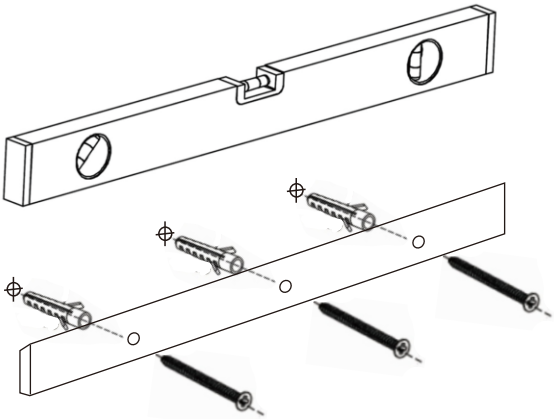

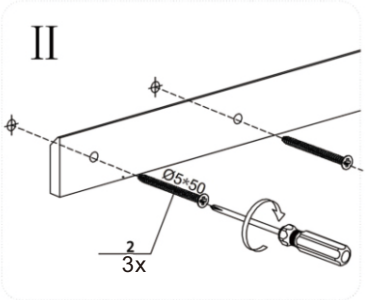

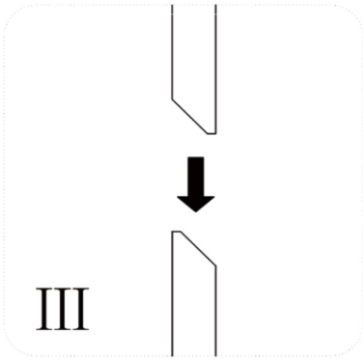

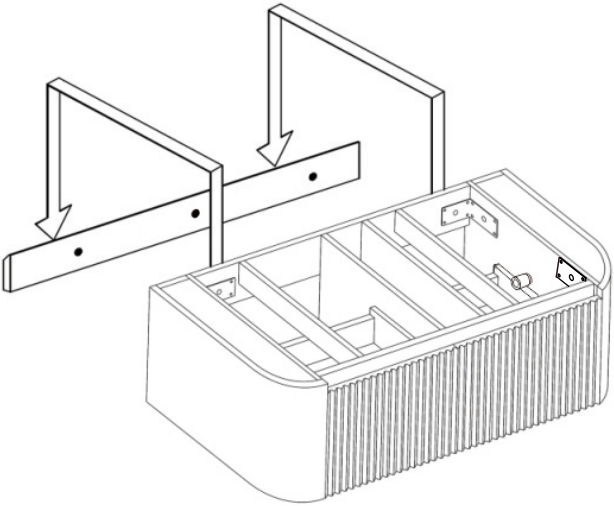

3

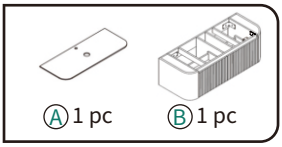

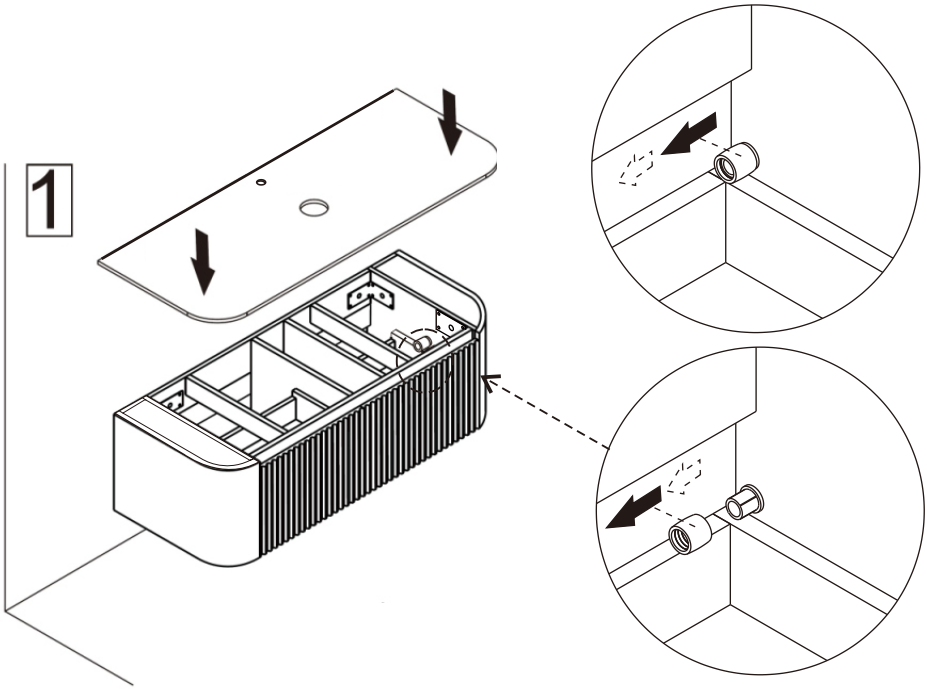

(EN)

✓ Installation completed

(ES)

✓ Instalación terminada

4

(EN)

Turn the screw at the bottom ofthe guide rail counterclockwise!

(ES)

¡Gire el tornillo de la parte inferior de la guía en sentido antihorario!

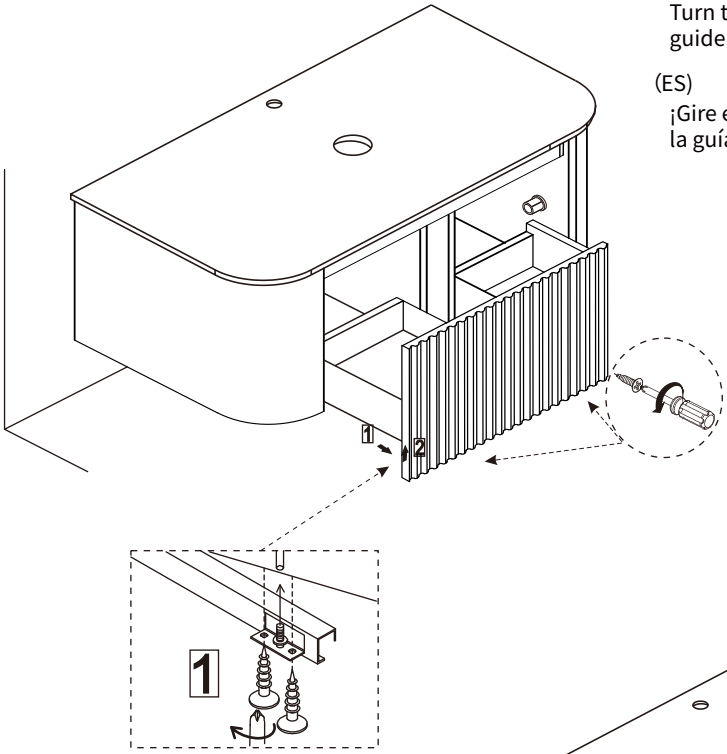

(EN)

Move out the drawer

(ES)

Saque el cajón

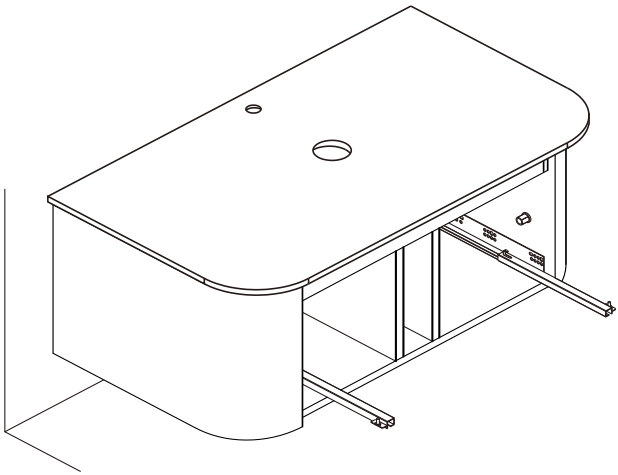

5

③ 1 pcs

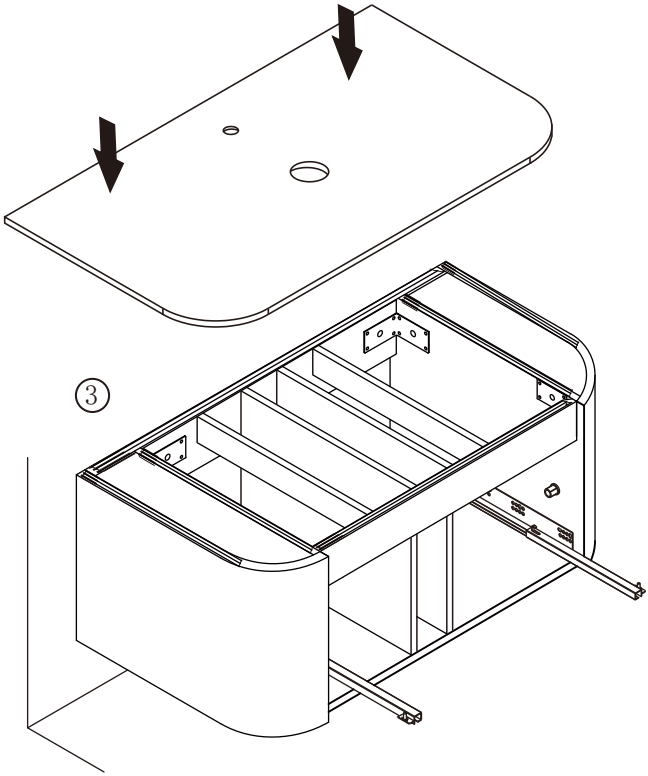

(EN)

Installation of drain assembly

(ES)

Instalación del desagüe

6

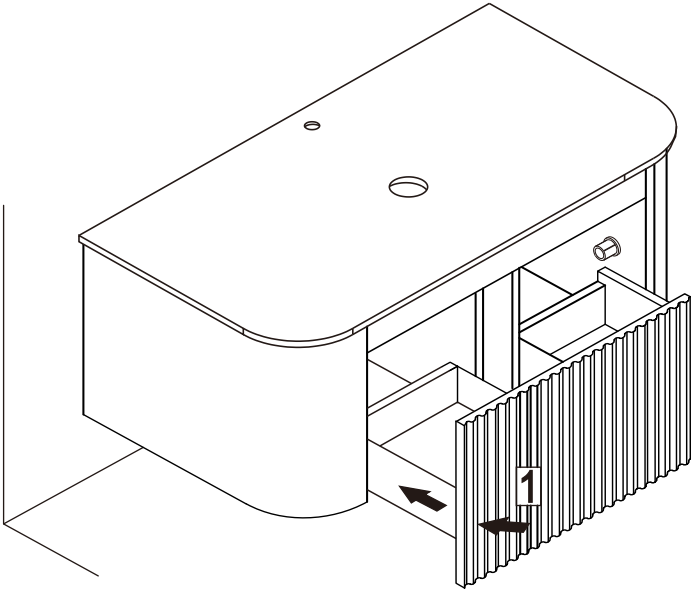

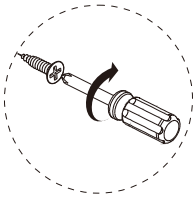

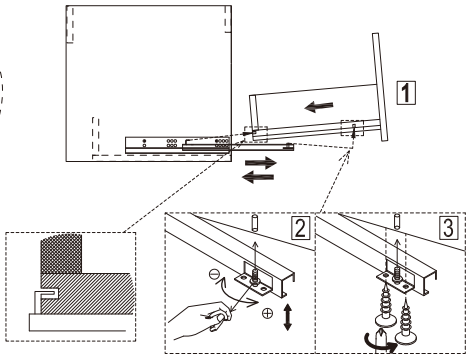

(EN)

Installlation completed

(ES)

Instalación completada

Cleaning & Maintenance Instructions/ Instrucciones de limpieza y mantenimiento

(EN)

1. Do not use strong acid, strong alkali, abrasive-containing (such as steel wool, scouring powder) or chlorine bleach-based cleaners, to avoid corrosion of cabinet panels and hardware, which may cause discoloration, rust or cracking.
2. Do not scrape the cabinet and hardware with sharp objects; avoid heavy impact and forceful opening/closing of cabinet doors/drawers to prevent loose hardware and cabinet deformation.
3. Keep the cabinet away from long-term high humidity and standing water. Avoid direct water splashing on the cabinet during showers. Wipe up water on the cabinet promptly to prevent panel swelling and hardware rusting.

(ES)

1.No utilice limpiadores a base de ácido fuerte, álcali fuerte, abrasivos (como lana de acero, polvo de fregado) o lejía con cloro, para evitar la corrosión de los paneles y herrajes del armario, lo que podría causar decoloración, óxido o grietas.
2.No raspe el armario y los herrajes con objetos afilados; evite impactos fuertes y la apertura/cierre forzada de puertas/cajones del armario para prevenir herrajes sueltos y deformación del armario.
3.Mantenga el armario alejado de la humedad alta prolongada y el agua estancada. Evite salpicaduras directas de agua en el armario durante la ducha. Limpie inmediatamente el agua en el armario para evitar la hinchazón de los paneles y la oxidación de los herrajes.

Thank You for Your Support

(EN)

Thank you again for your support and trust in our product.
If you have any questions during use, please feel free to contact us anytime.

(ES)

Gracias nuevamente por su apoyo y confianza en nuestro producto.Si tiene alguna pregunta durante el uso, no dude en contactarnos en cualquier momento.