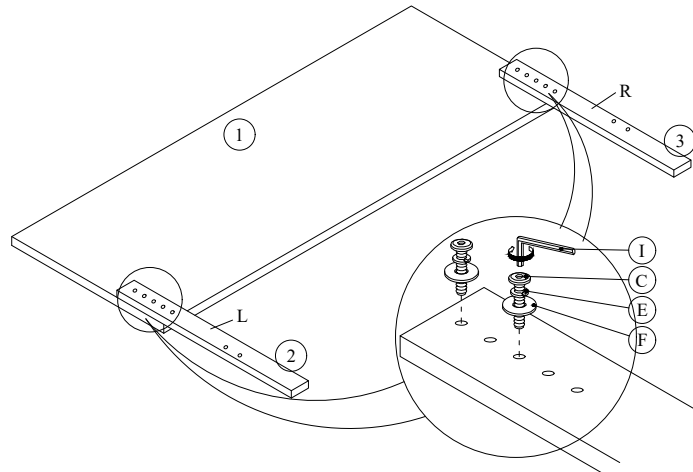


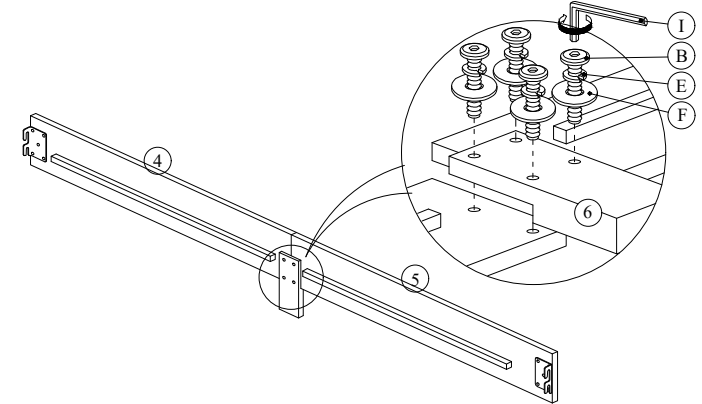
ASSEMBLY INSTRUCTION

NO.	PART LIST	QTY
1	HEADBOARD	1PC
2	HEADBOARD LEG (L)	1PC
3	HEADBOARD LEG (R)	1PC
4	SIDE RAIL	2PCS
5	SIDE RAIL	2PCS
6	SIDE RAIL SUPPORT LEG	2PCS
7	FOOT BOARD	1PC
8	SUPPORT LEGS WITH ADJUSTABLE FEET	4PCS
9	CENTER SUPPORT	2PCS
10	SLAT	2SET
ITEM	HARDWARE	QTY
A	JCBB SCREW M8 x 16mm	8PCS
B	JCBB SCREW M8 x 25mm	8PCS
C	JCBB SCREW M8 x 35mm	4PCS
D	JCBB SCREW M6 x 50mm	4PCS
E	SPRING WASHER M8 x 13mm	12PCS
F	FLAT WASHER M8 x 19mm	12PCS
G	SCREW M4 x 32mm	8PCS
H	L-KEY M4x65mm	1PC
I	L-KEY M5 x 65mm	1PC

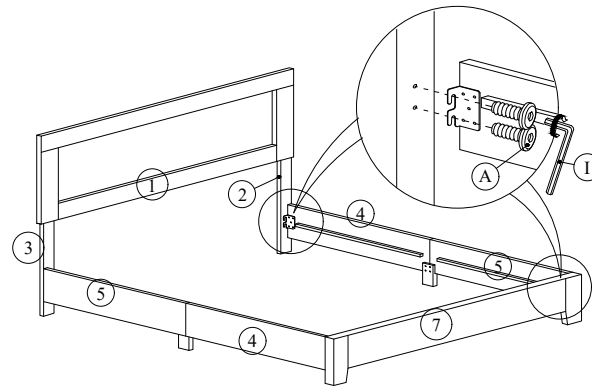
STEP 1



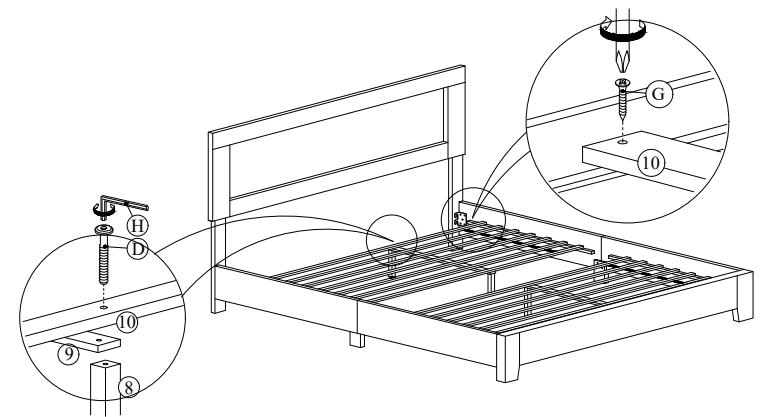
STEP 2



STEP 3



STEP 4



ASSEMBLY COMPLETE

Please do not tighten an the hardware until the entire assembly is completed.