

LP145

Keychain Focusing Light
With TACKGRIP®




4

LR44
Batteries



Features

- Constructed with aircraft-grade aluminum
- Push/pull focus beam
- Patented TackGrip molded rubber grip
- High quality matching carabiner clip
- Tactical on/off button
- IPX4 waterproof rating
- Batteries included (4 LR44)

ANSI/PLATO FL1 STANDARD			
			
MODES	LUMENS	RUN TIME	BEAM DISTANCE
High	40lm	40m	27m

Operation Instructions

On/Off: Press and release the button on the tail cap to turn the light on and off.



Focusing Head: To focus the light beam, gently push the head away from the light to extend it. Pull the head back towards the light to widen the beam.



Battery Replacement

The LP145 uses 4 LR44 batteries. To replace the batteries, turn the tail cap counterclockwise to remove it. Tip the light downward to slide out the plastic casing which contains the batteries. Once the battery case is free, the old batteries can be pushed out and new batteries can be inserted. For best results, we recommend using brand new alkaline batteries that are the same voltage and brand. The use of the plastic casing is not required for the batteries to work but does allow for easier insertion of the batteries back into the light. Place the batteries in the light with the (+) side facing up. Re-attach the tail cap by pressing down lightly and turning it clockwise until tight.



If you know it will be a while between uses, we suggest removing the batteries from the flashlight and storing it in a dry, protected place.

Product Warranty

The LP145 has a Limited 30-Day Warranty Against Manufacturer's Defects from time of purchase. For warranty claims please contact us by calling 801-553-8886 or sending an email to info@simpleproducts.com