

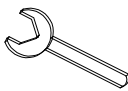



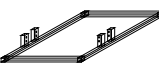

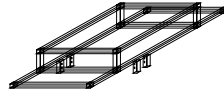
KM-15

Assemble Instructions

Hardware Identification

 Ⓐ M6*10x16PCS	 Ⓑ M6x1PC
 Ⓒ x1PC	 Ⓓ x4PCS

Part Identification

① x1PC 	② x4PCS 
③ x1PC 	④ x2PCS 