



# Lynk

## Flush Actuator Plate

### K-75890

#### Features

- For use with K-18829-NA 2"x4" in-wall tank and carrier system.
- Dual flush actuator offers a choice of 0.8 or 1.6 gallons per flush (gpf).
- Large flush actuator plate opening can be removed for easy access to inner tank.
- Organic design lines fit well with any style of decor.

#### Installation

- See installation guide for more detailed information.

#### Water Conservation & Rebates

- WaterSense® toilets meet strict EPA flushing guidelines, including using at least 20 percent less water than 1.6-gallon toilets.
- Eligible for consumer rebates in some municipalities.





#### Codes/Standards

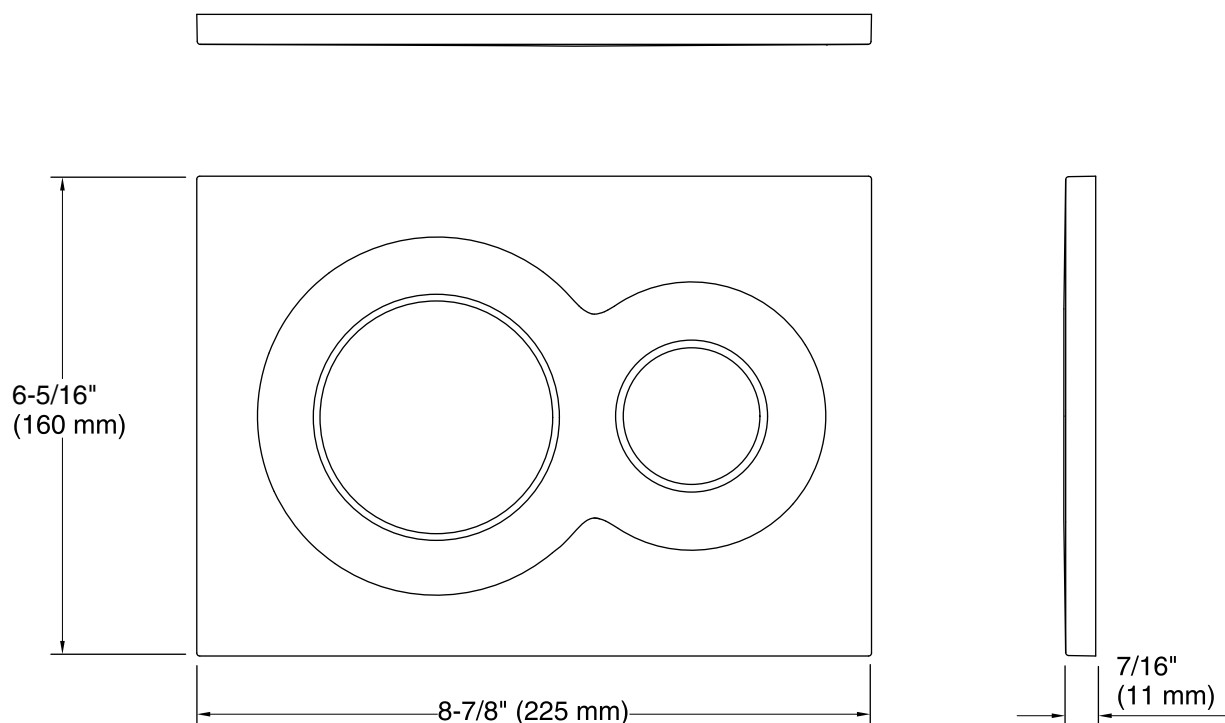
None Applicable

See website for detailed warranty information.

#### Available Color/Finishes

*Color tiles intended for reference only.*

| Color  | Code | Description     |
|--|------|-----------------|
|  | CP   | Polished Chrome |
|  | 0    | White           |



## Technical Information

All product dimensions are nominal.

## Notes

Install this product according to the installation guide.