


# INSTRUCTION MANUAL



# Dining chair



1 - ITEMS DELIVERED-TECHNICAL DATA




2 - ASSEMBLY



3 - CLEANING AND MAINTENANCE



1 - ITEMS DELIVERED-TECHNICAL DATA



TO RISE



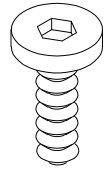
YOURSELF



ASSEMBLY

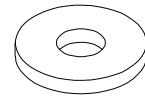


## 2 - ASSEMBLY

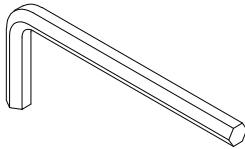


(A)\*4

6\*16 (B)\*4

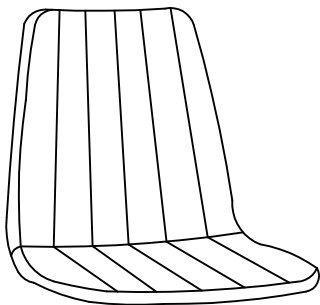
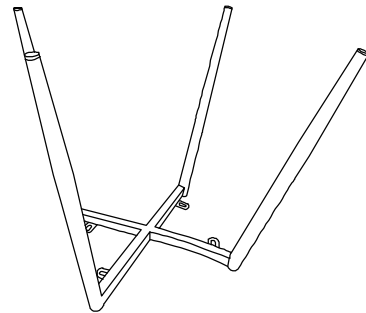


6\*16




(C)\*1



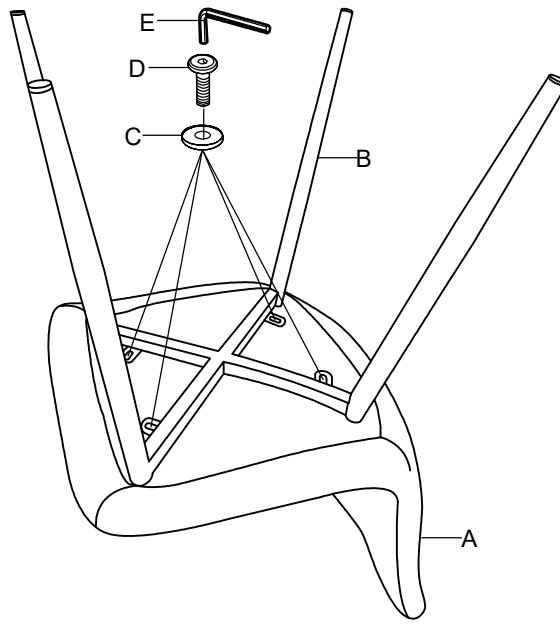
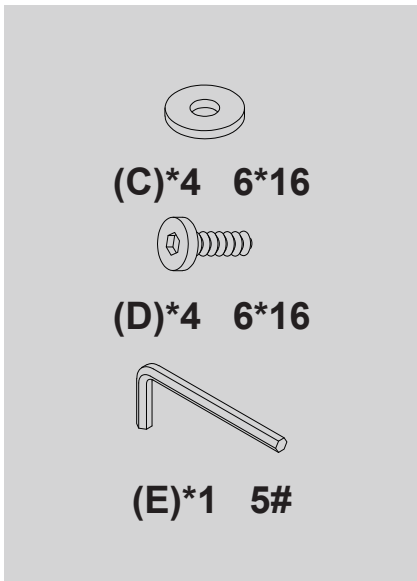
5# (D)\*1



(E)\*1



(F)\*1



### 3 - CLEANING AND MAINTENANCE

- Do not use corrosive or abrasive for cleaning products.
- Clean with a soft cloth
- Don't interfere with metal objects in a mechanism, so that they are threatened with serious deterioration.