
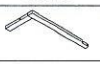
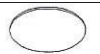

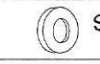

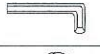
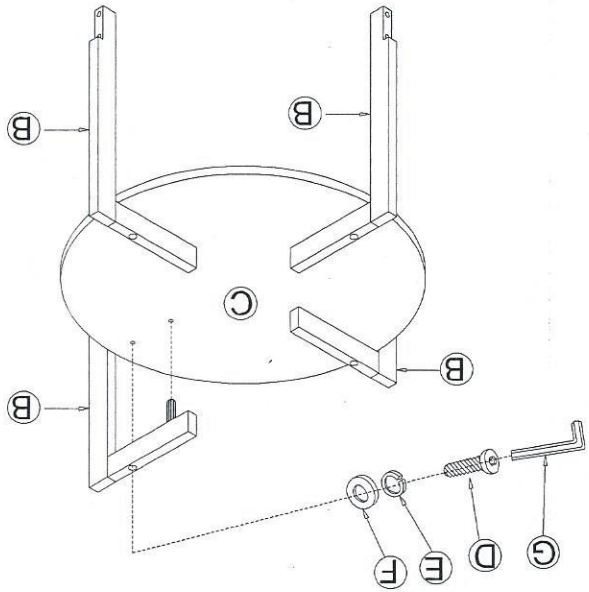


# Assembly Instructions

# Round Condo/Apartment Coffee Table

	A: Top Assembly
	B: (4) Leg Frames
	C: Shelf
	D: (12) Bolts
	E: (12) Flat Washers
	F: (12) Lock Washers
	G: Allen Wrench

Step 1  
Place the shelf upside down. Fasten the legs and shelf with bolts. Do not tighten yet.



Step 2  
Place the top upside down on a soft surface. Fasten the legs and top with bolts. Now tighten all bolts.

