

Storage Cube Ottoman

Model #: STR30255

Customer Service Information

Seville Classics, Inc.

Telephone: (800) 323-5565

Fax: (310) 533-3899

Hours: 8:30 AM – 4:30 PM (PST)

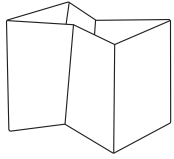
Email: Support@SevilleClassics.com

Online Store: www.SevilleClassics.com

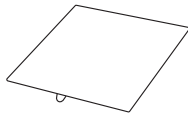
Thank you for choosing Seville Classics!

We hope you enjoy your new storage cube ottoman. Please read through this user guide for frequently asked questions and customer support contact information.

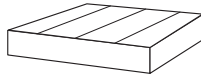
What's in the Box?



A. Base (1pc)



B. Bottom Panel (1pc)



C. Lid (1pc)

Dimensions: 15.7" W x 15.7" D x 15.7" H

Weight Capacity Top: 400 lb (evenly distributed)

Weight Capacity Interior: 50 lb (evenly distributed)

Weight: 7.2 lb

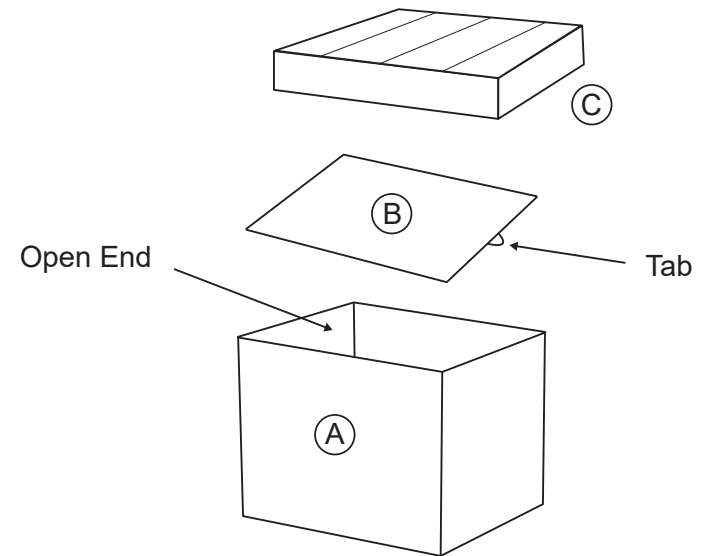
Cleaning Instructions: Spot clean only. This product is intended for indoor use only.

Safety Warning!

Suffocation risk for small children.
Please do not allow children to climb inside the ottoman.



Please make sure you have all the parts on this list.
If you are missing parts, contact us for replacements at (800) 323-5565 or
send an email to Support@SevilleClassics.com.



STEP 1.

Unfold the **BASE (A)** with the open end facing up.

STEP 2.

Insert the **BOTTOM PANEL (B)** into the unfolded base and lay it flat along the bottom. Make sure the tab on the bottom panel is facing up.

STEP 3.

Set the **LID (C)** onto the top of the base. Your ottoman is now ready to use.



Before sitting on the ottoman ensure the lid is securely on the base of the ottoman.

Note:

Please be considerate of the environment and recycle the brown box the item was delivered in.
Thank you.