

BRAYBERRY GLASS TOP METAL COFFEE TABLE

DESIGN # SFV6802

Assembly Instructions



Need help?

Feel free to contact us via email or call
if you have any specific questions!

contact us:

cs@safavieh.com

866-422-9070


SAFAVIEH
C O U T U R E

Thanks for bringing Safavieh Couture into your home


Everything we make is incredibly simple to set up, including your new table. You won't need any additional tools.

Parts & hardware

A x 1
Glass




B x 1
Frame



1

Place the glass top (A) on the Frame (B).



2

Place the coffee table in the place where you will use it. We'd love to see it – just tag us (we're @safavieh) and use the hashtag #safavieh on Instagram!

