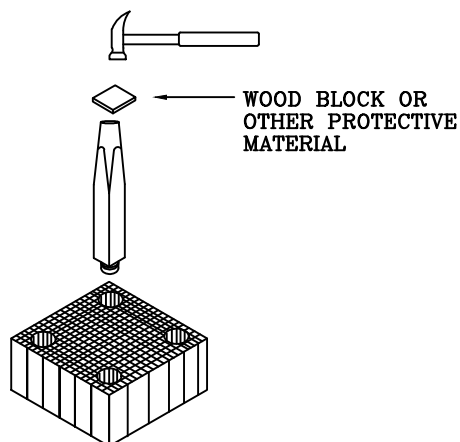
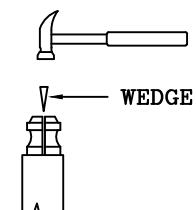


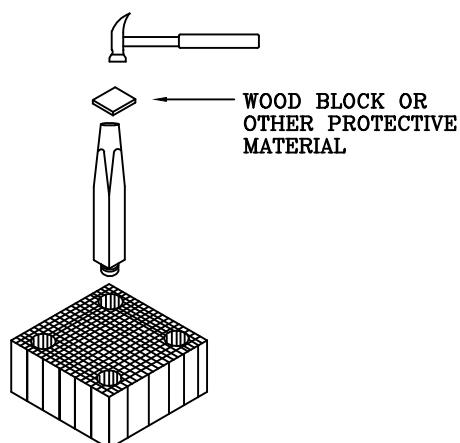
ASSEMBLY OF BLOCKS



- 1.) TURN BLOCK FACE DOWN. TAP LEGS INTO HOLES. IF ANY LEGS FIT LOOSE TAKE THEM BACK OUT.



- 2.) TURN LEG WITH THE SPLIT SIDE UP. TAP WEDGE LIGHTLY INTO SPLIT OF LEG UNTIL IT FITS SNUG.



- 3.) TURN LEG, INSERT INTO HOLE IN BLOCK AND TAP IN.

