



www.swan-brand.co.uk



Scan this QR code  
to hear about  
our story



We love  
what we do



we're proud  
of our quality



Find us on Facebook

Copyright © 2012

Swan Products Ltd. PO Box 3117, Stoke-on-Trent ST4 9GD

**Swan**  
designed for life



## Mixer & Bowl

For model: SP10070N

v2.0

## Important Safeguards

When using any electrical appliance, basic safety precautions should always be followed including the following:

1. Always ensure that the voltage on the rating label corresponds to the mains voltage in your home
2. Incorrect operation and improper use can damage the appliance and cause injury to the user.
3. **This appliance is not intended for use by persons (including children) with reduced physical, sensory or mental capabilities, or lack of experience and knowledge, unless they have been given supervision or instruction concerning use of the appliances by a person responsible for their safety. Children should be supervised to ensure that they do not play with the appliance.**
4. Check the power cord and plug regularly for any damage. If the cord or the plug is damaged, it must be replaced by the manufacturer or qualified person in order to avoid an electrical hazard.
5. Do not use the appliance if it has been dropped or damaged in any way. In case of damage, take the unit in for examination and/or repair by an authorised service agent.
6. Never immerse the unit in water or any other liquid for cleaning purposes.
7. Remove the plug from the socket by gripping the plug. Do not pull on the cord to disconnect the appliance from the mains. Unplug the unit when not in use or before cleaning
8. The use of accessory attachments that are not recommended or supplied by the manufacturer may result in injuries, fire or electric shock.
9. Do not let the cord hang over the edge of a table or counter. Ensure that the cord is not in a position where it can be pulled on inadvertently.
10. Do not allow the cord to touch hot surfaces and do not place on or near a hot gas or electric burner or in a heated oven.
11. Do not use the appliance on a gas or electric cooking top or over or

**Swan**  
designed for life

Helpline Number: 01733 404703  
WWW.SWAN-BRAND.CO.UK

## Important Safeguards

- near an open flame.
12. Use of an extension cord with this appliance is not recommended. However, if it is necessary to use an extension lead, ensure that the lead is suited to the power consumption of the appliance to avoid overheating of extension cord, appliance or plug point. Do not place the extension cord in a position where it can be pulled on by children or animals or tripped over.
  13. This appliance is not suitable for outdoor use. Do not use the appliance for anything other than its intended use.
  14. Do not carry the appliance by the power cord.
  15. Do not leave the appliance unattended during use.
  16. Always operate the appliance on a smooth, even, stable surface. Do not place the unit on a hot surface.
  17. The manufacture does not accept responsibility for any damage or injury caused by improper or incorrect use, or for repairs carried out by unauthorised personnel.
  18. In case of technical problems, switch off the product and do not attempt to repair it yourself. Return the appliance to an authorised service facility for examination, adjustment or repair. Always insist on the use of original spare parts. Failure to comply with the above mentions precautions and instructions, could affect the safe operation of this product.
  19. Your appliance must never be switched on through an external timer or any kind of separate remote control system
  20. **Do not touch the cutting blades and do not insert any kind of object(knives, forks, spoons etc.) while the product is operating. A spatula may be used only when the product is not in operation, avoiding the risk of serious injury.**

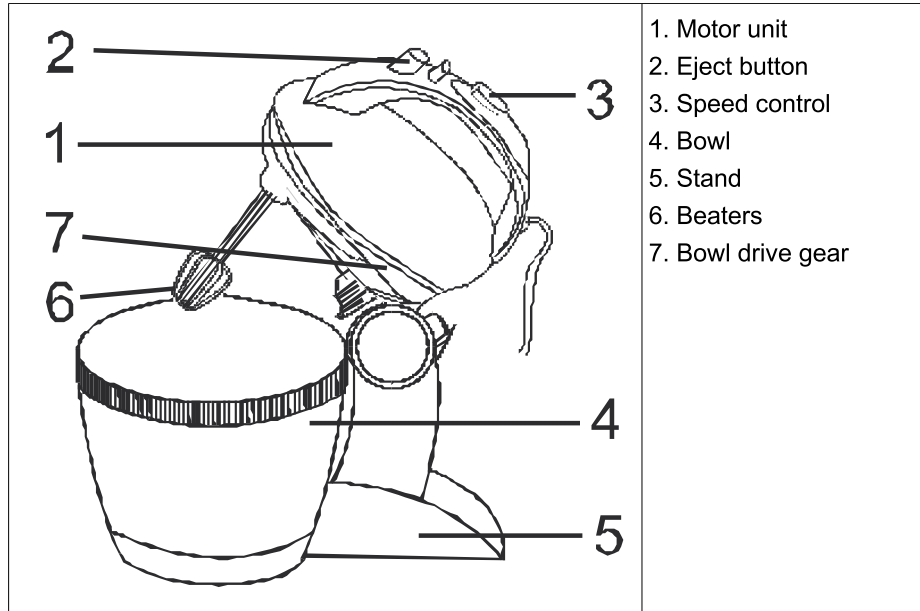
**Specification**  
Model No. SP10070N  
220-240V~50Hz  
300W

**Swan**  
designed for life

Helpline Number: 01733 404703  
WWW.SWAN-BRAND.CO.UK

## Parts & Assembly

Become familiar with assembling/disassembling the product before use.



### Parts ordering:

If you need spares for this product please quote the model number followed by the part reference above. Eg for spare bowl quote:

SP10070N-4

## How to Use

Always ensure the product is disconnected from the mains supply and the speed control is in the OFF position before fitting or removing the beaters.

To fit the beaters, insert the beater shaft into the hole and press firmly until it “clicks” into place. Repeat with the other beater. To remove the beaters simply press the eject button.

The motor unit can be removed from the stand to use as a stand-alone hand mixer or it can be attached to the stand to use the built-in bowl.

To use the bowl, tilt the motor unit back and add ingredients to the bowl. Tilt the motor unit back down and start the mixing process. The drive gear will turn the bowl during mixing.

### Speed guide

SPEED	USE
1, 2 FOLD	This is a good starting speed for bulk and dry foods such as flour, butter or cooked veg
3 BLEND	Best speed to start liquid ingredients eg mixing salad dressings
4 MIX	For mixing cakes, cookies or quick breads
5 CREAM	For creaming butter and sugar etc
6, 7 WHIP	For beating eggs eg for souffle etc

Do not run the motor continuously for more than 5 minutes. If the motor sounds to be struggling, switch the mixer off immediately.

### CLEANING

Remove the power cord from the mains supply before cleaning.

Press the eject button to remove the beaters. These can be washed in warm soapy water or washed in the dish washer. The bowl can also be washed with warm soapy water. The outside of the motor unit can be cleaned with a moist cloth. **Never immerse the motor unit in water or run it under the tap.**

Rinse and dry thoroughly before storing.

## BS Plug Wiring

The wires in the mains lead are coloured in accordance with the following code:

BLUE	NEUTRAL
BROWN	LIVE

As the colours of the wire in the mains lead of this appliance may not correspond with the colour markings identifying the terminals on your plug, proceed as follows:

The wire which is coloured BLUE must be connected to the terminal which is marked with the letter N or coloured black. The wire which is coloured BROWN must be connected to the terminal which is marked with the letter L or coloured red.

**WARNING: THIS APPLIANCE IS DOUBLE INSULATED. DO NOT CONNECT ANY WIRE TO THE EARTH TERMINAL**

## WEEE Directive

### Disposal of Unit



Disposal instructions for Swan items in accordance with the WEEE directive. Appliances bearing the symbol shown here may not be disposed of in domestic rubbish. You are required to dispose of old electrical and electronic appliances like this separately. Please visit [www.recyclemore.co.uk](http://www.recyclemore.co.uk), or [www.recyclenow.co.uk](http://www.recyclenow.co.uk) for access to information about the recycling of electrical items. The WEEE directive, introduced in August 2006, states that all electrical items must be recycled, rather than taken to landfill. Please arrange to take this appliance to your local Civic Amenity site for recycling, once it has reached the end of its life.

## Declaration of EC Conformity

We Swan Products Ltd Declare that this product conforms to all the following product legislation. In accordance with the following directive(s):

2004/108/EEC. The Electromagnetic Compatibility Directive  
2006/95EC. The LVD directive (Low Voltage Directive)  
2002/95/EC. The RoHS. Directive. (Restriction of Hazardous substances Directive)  
80/590/EEC and 89/109/EEC Food Contact

Kev Stewart  
Product Manager



**Swan**  
designed for life

Helpline Number: 01733 404703  
[WWW.SWAN-BRAND.CO.UK](http://WWW.SWAN-BRAND.CO.UK)


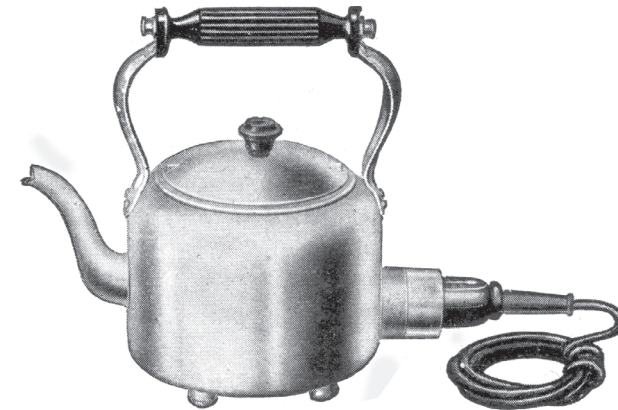
## Two Year Warranty

This product is guaranteed for 2 years from the date of original purchase. If any defect arises due to faulty materials or workmanship the faulty products must be returned to the place of purchase. Refunds or replacement is at the discretion of the store.

### The following conditions apply:

The product must be returned to the retailer with proof of purchase. The product must be installed and used in accordance with the instructions contained in this instruction guide. It must be used only for domestic purposes. It does not cover wear and tear, damage, misuse or consumable parts. Swan Products Ltd has limited liability for incidental or consequential loss or damage. This guarantee is valid in the UK and Eire Only.

## Swan Brand Heritage



## Did you know...

In 1933 Swan were the first to develop an electric heating element that could be immersed in water. This led to the Swan kettle range that could boil up to six pints of water in just over nine minutes - pretty hot for the time! These days it takes about two minutes for a Swan kettle to boil.