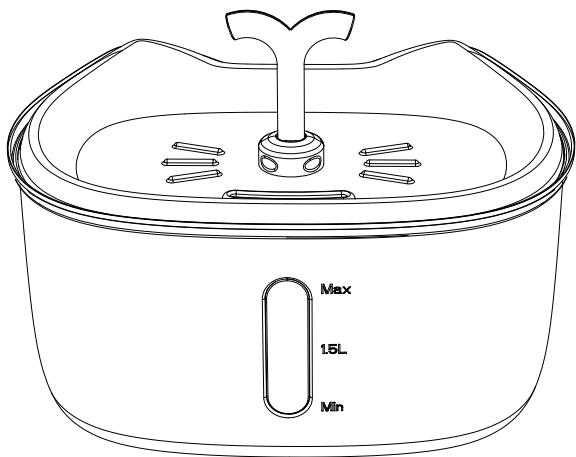


K15

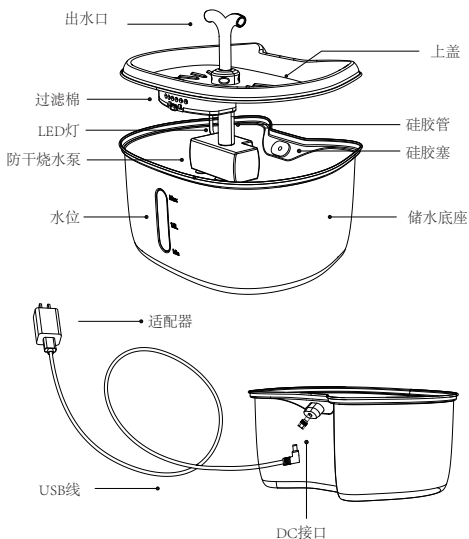
STAINLESS STEEL PET FOUNTAIN



User Manual

Specification

- Water outlet mode: Spout jet / Little flower fountain
- Product dimension: L288mm×W188mm×H165mm
- Power supply: DC5V (Adapter of DC5V-1A or 2A is recommended)
- Filter: Replaceable activated carbon filter element
- Product weight: * kg
- Water storage capacity: 2.0 L
- Dissipated power: 1W

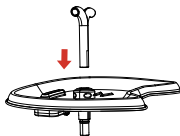


Assembly and use

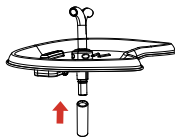
1. 打开上盖。



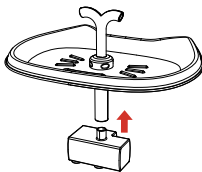
2. 组装出水口。



3. 装入导水硅胶管



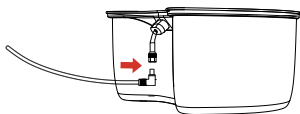
4. 装入水泵。



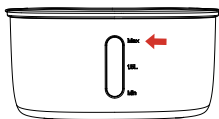
5. 水泵线装入密封胶塞。



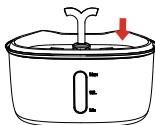
6. 外接上DC接口。



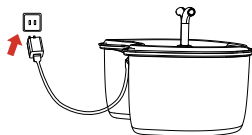
7. 注入适量的水。



8. 装上上盖。

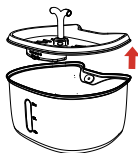


9. 插入电源。

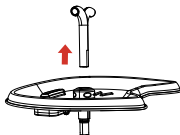


Disassemble and clean

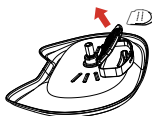
1. Disassemble the fountain



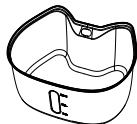
1. 打开上盖。



2. 取出出水口



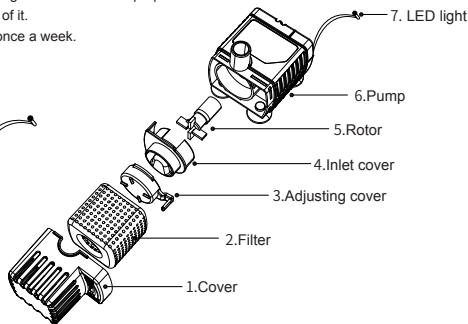
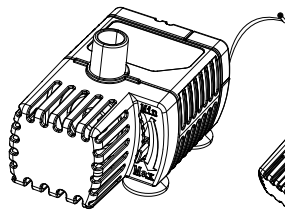
3. 取出过滤棉。



4. 清洁储水底座。

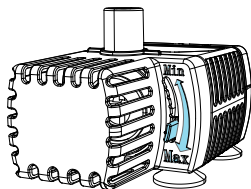
2. Clean the internal wall of water pump

- ① Take down the protective cover, adjusting cover and rotor in proper order.
- ② Clean foreign matters and hairs inside of it.
- ③ It is recommended to have it cleaned once a week.
- ④ 缺水自动断电



3. Adjustable water flow rate.

- ① The default setting is for "Max".



Important notes

Warning

1. Please add water immediately or stop using in the event that the water level of fountain is lower than the water pump.
2. Please keep the power adapter away from the place where pets are accessible so as to prevent pets touching or biting the adapter.
3. Indoor use only, please unplug the power line when cleaning and please be noted that the adapter is not allowed to clean and must keep it away from water.
4. Cellphone adapter can be applicable (All DC5V are applicable)
5. Please keep the fountain away from socket and make sure the adapter and socket are higher than fountain to prevent them from water.
6. For any questions, please contact distributor or manufacturer.

FAQS

1. Why the noise of water pump is higher than before?

a: It is possible that the water level is too low, please add more water.

b: It is possible that there are foreign matters such as hair on blades, please disassemble the water pump and have it cleaned.

2. How often to have the fountain cleaned?

It is recommended to clean once or twice a week. Please do not use detergent when cleaning, please use cotton cloth with water to have it cleaned.

3. ? Is it normal if the adapter is heating when the fountain running 24 hours?

It is normal for slightly hot, it is within safety range, which will not cause any damage to the fountain.

4. Is it safe for water pump operating in the fountain for a long term and is it power consumption?

The fountain is supplied with safe voltage the same as cellphone charger, which is absolutely safe for people and pets.

The fountain is extremely power-saving, it will consume no more than 1 kilowatt hour for 24-hour operation every day in one month.

5. What is the material of the fountain? What is the material of filter?

The fountain is made of 304 food-grade stainless steel, which conforms to safety standards of the United States and EU. The material of filter is Premium Active Carbon.

6. It is recommended to replace the activated carbon filter element once a week

FCC warnings

WARNING: Changes or modifications to this unit not expressly approved by the party responsible for compliance could void the user's authority to operate the equipment.

NOTE: This equipment has been tested and found to comply with the limits for a Class B digital device, pursuant to Part 15 of the FCC Rules. These limits are designed to provide reasonable protection against harmful interference in a residential installation. This equipment generates, uses and can radiate radio frequency energy and, if not installed and used in accordance with the instructions, may cause harmful interference to radio communications. However, there is no guarantee that interference will not occur in a particular installation. If this equipment does cause harmful interference to radio or television reception, which can be determined by turning the equipment off and on, the user is encouraged to try to correct the interference by one or more of the following measures:

- Reorient or relocate the receiving antenna.
- Increase the separation between the equipment and receiver.
- Connect the equipment into an outlet on a circuit different from that to which the receiver is connected.
- Consult the dealer or an experienced radio/TV technician for help.

Shielded interface cable must be used with the equipment in order to comply with the limits for a digital device pursuant to Subpart B of Part 15 of FCC Rules. Specifications and designs are subject to change without any notice or obligation on the part of the manufacturer.