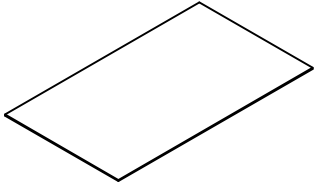


ASSEMBLY INSTRUCTION

Á/Ü Ò Ù V Š Ò Á / Æ Ó Š Ò

A Væð| ^Á/[]



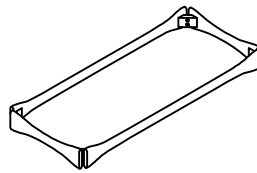
FÁ &

B	Š^Λ*
----------	-----------------------



1. $\dot{A} \&$

C Š^* Á01æ ^



FÁ &

D 0E1^} ÁÓ[|c
< í 0FÎ Äcï €{ {



ì Á &

E 0Æ^} ÁÓ[|c
< í Ƨî Äç €{ {



1. $\dot{A} \&$

F Š[& \ Á æ @!
< Í Ð Î Ä Ç FF{ {



FG&

G ǪǻǺǻ æ @!< Í Đ Ħ Ä Ç J ç F Ě { {

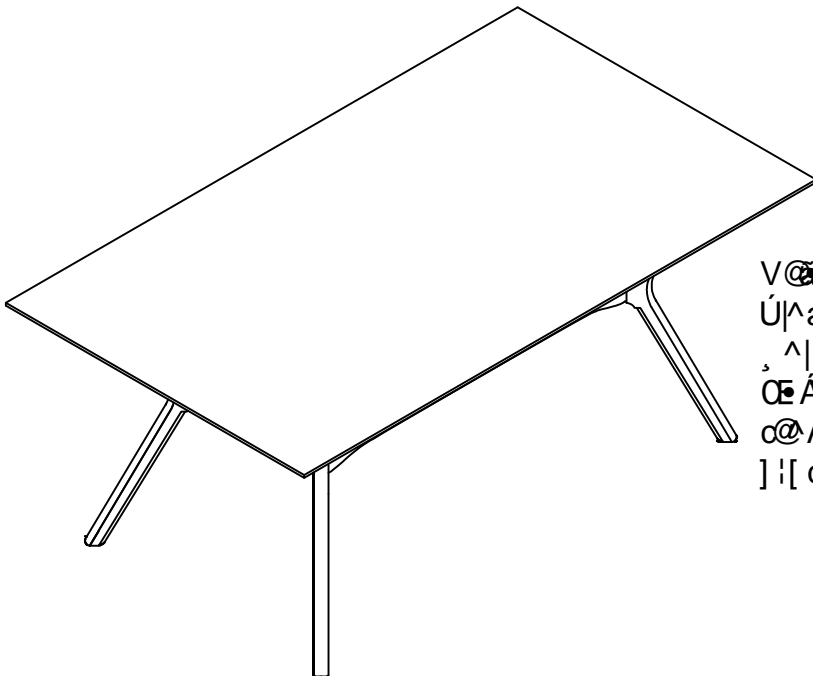


FGA &

H $\text{O} \{ \wedge \} \text{S} \wedge \wedge$
| { {

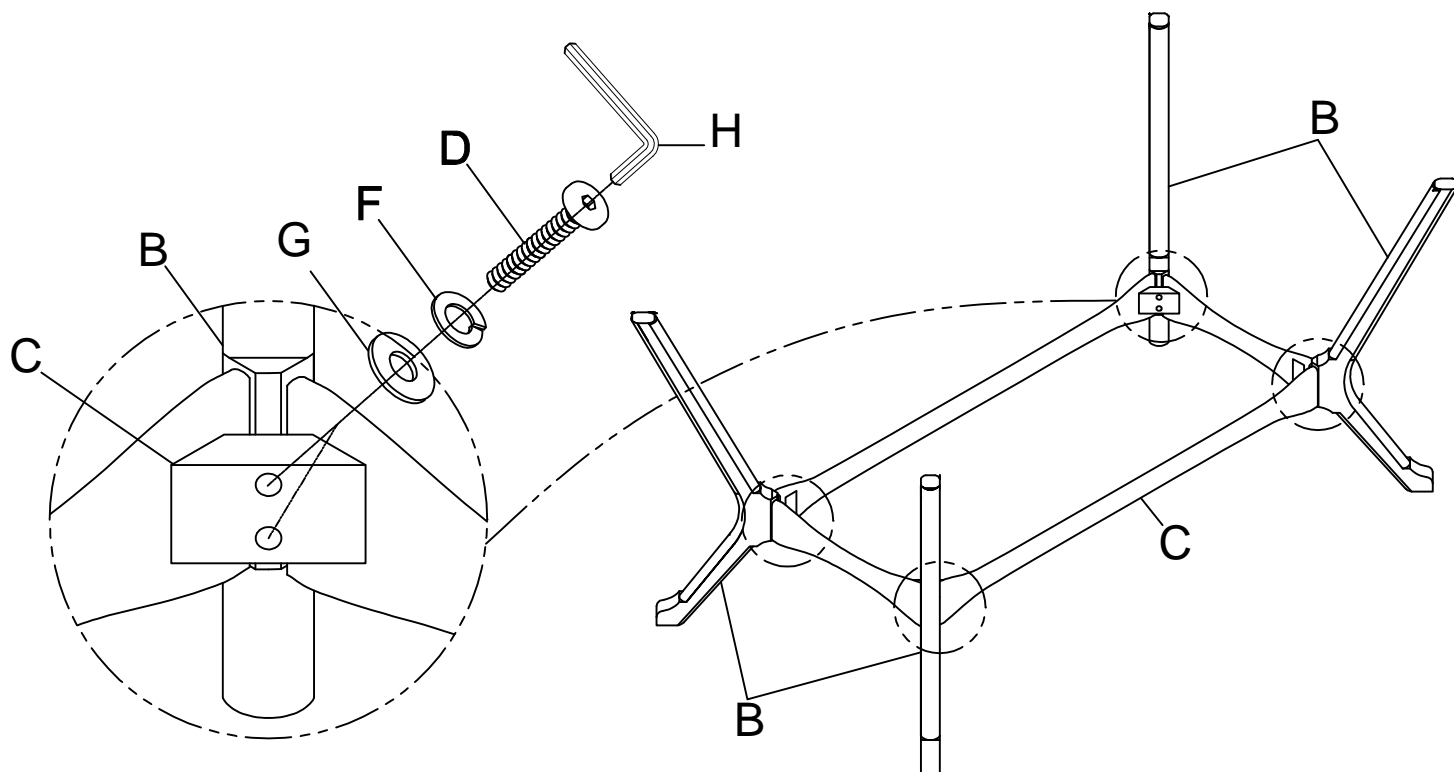


FÁ &

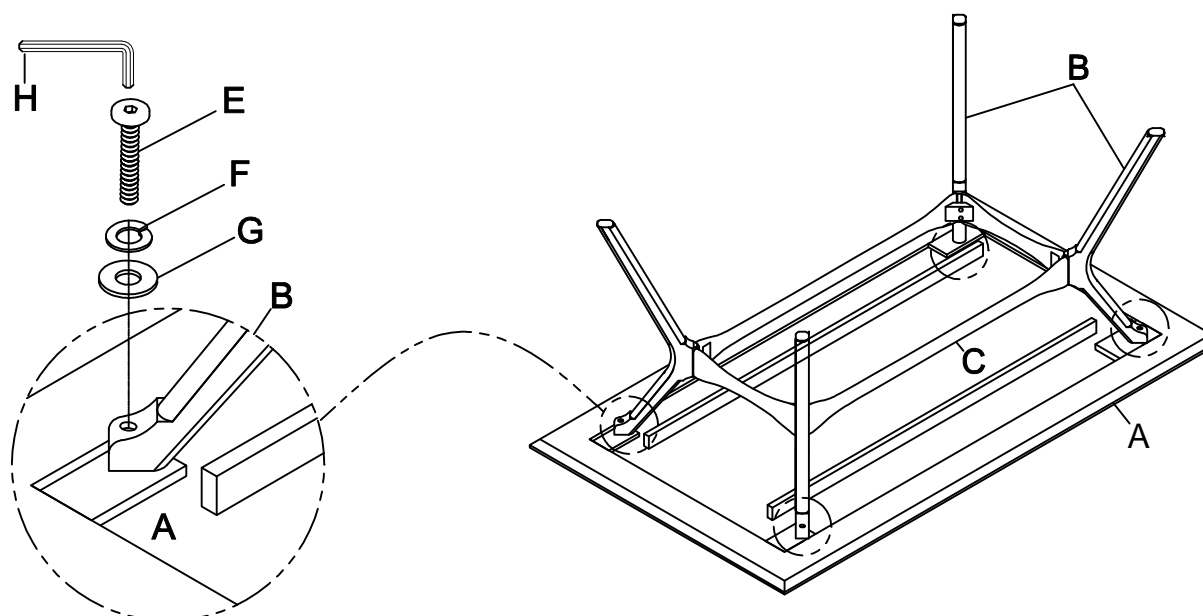


V@Ā æ^Āā•Āā|@Ā| } c' } •Ā & Ā^āāĀ @Ā[cĒ
 Ú|^æ^Āā^Ā@ĀĀ ^ĀĀ Āā^ cā Ā@Āāā, æ^Āē
 , ^||Āē Ā@Ā āāāā āĀ{]] ^ } •ĀĀ @ĀĀ | ā & Ē
 ŒĀ[~Ā]] āĀ āĀ|^] æ^ĀĀ|Āē •{ à| Ē| āĀ
 c@Ā| } c' } •ĀĀ |Āēāā ^cāĀĀā āāāāāāāā
] | c&ā@{ Ā|{ Āāā æ^Ē

- 1** Attached four Legs(B) to the Leg Frame(C). Use Bolt(D) Lock Washer(F) and Flat Washer(G) on holes of Leg Frame(C). Turn the Allen Key(H) in Allen Bolt(D).



- 2** Attached Leg Frame(C) to the Table Top(A). Use Allen Bolt(E) Lock Washer(F) and Flat Washer(G) on holes of Table Top(A). Turn the Allen Key(H) in Allen Bolt(E).



Cleaning & Care

Treat surface with care. Surface is resistant to scratches but is not scratch resistant. Clean surfaces with a dry or damp soft cloth. Do not use abrasive cleaners. Hardware may loosen over time. Periodically check that all connections are tight.