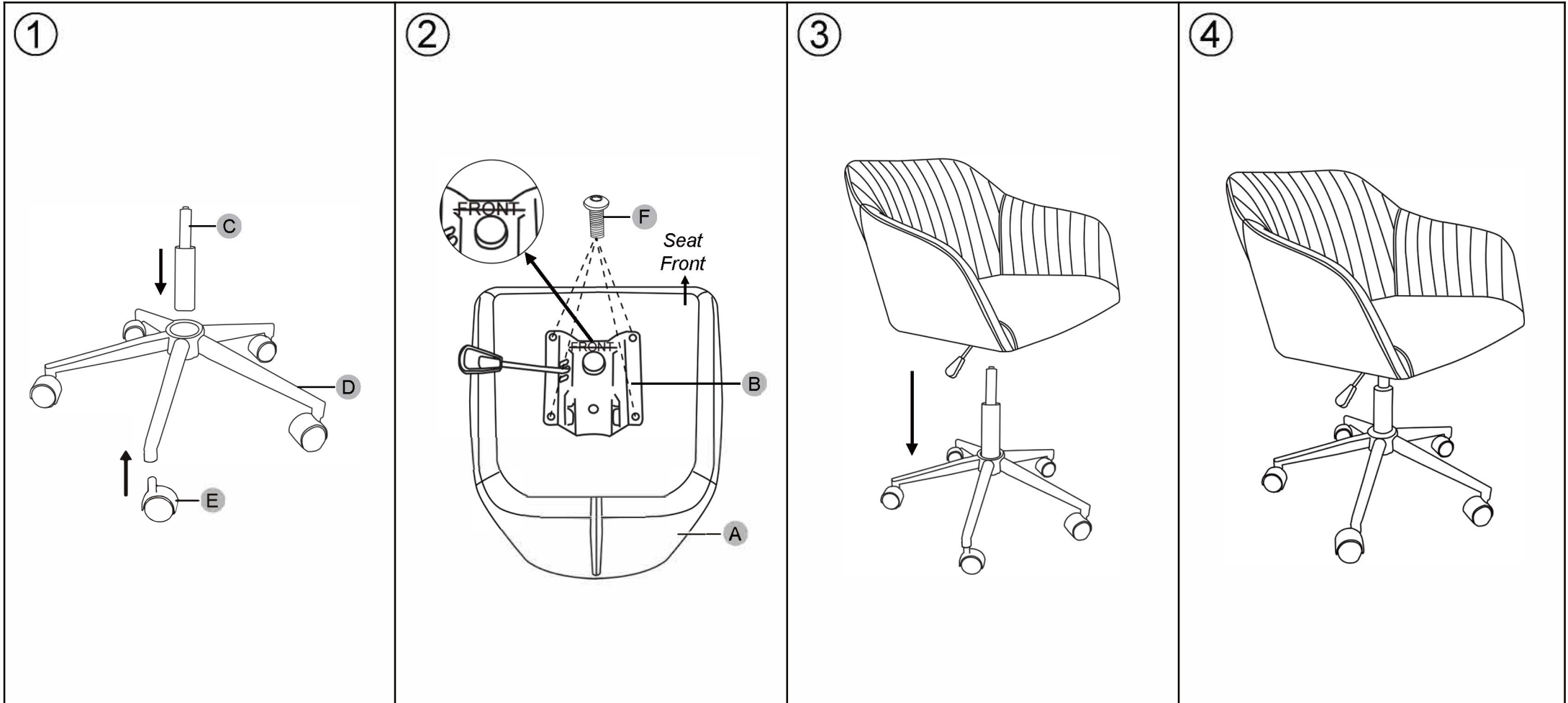
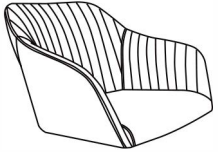
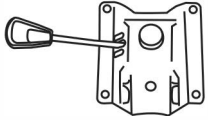

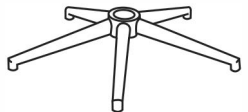

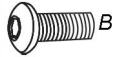



Assembly Tips:

- **STEP 1** - Hold the base firmly and push the casters in with strong pressure.
- **STEP 2** - "FRONT" sign on the base plate **MUST** point to the "Seat Front".
- **IMPORTANT** - **DO NOT** fully tighten the screws until all screws are properly placed into their holes.



<p>A</p>  <p>x1 13*13.6 cm</p>	<p>B</p>  <p>x1</p>	<p>C</p>  <p>x1 #80 mm</p>	<p>D</p>  <p>x1</p>	<p>E</p>  <p>x5</p>	<p>F</p>  <p>x4 M6*20 mm</p>	<p>G</p>  <p>x1 M6</p>
---	---	--	--	---	--	--