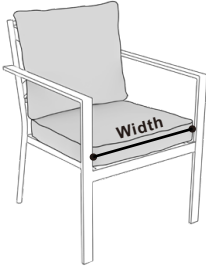


Chair Cushion



Cushions are vacuum packed, once open, they will not fit back in box, please make sure you have measured for a good fit.

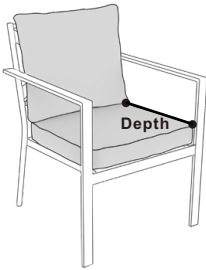
1



Measure the **Width** of the chair between the arms.

Replacement cushion size is 20in

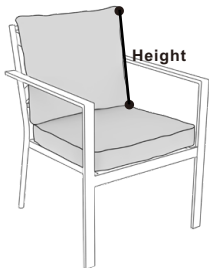
2



Measure the **Depth** of the seat

Replacement cushion size is 20in

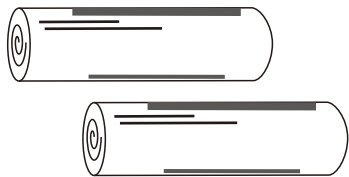
3



Measure the **Height** of the back cushion, from the top of the seat cushion to the top of the chair back.

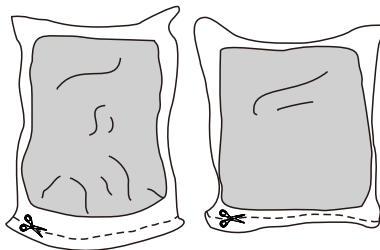
Replacement cushion size is 22in

STEP 1



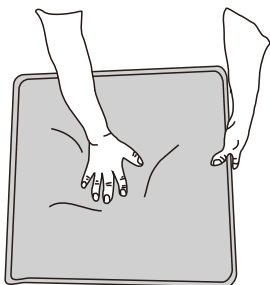
Take both the rolled seat cushion and back cushion out of the box.

STEP 2



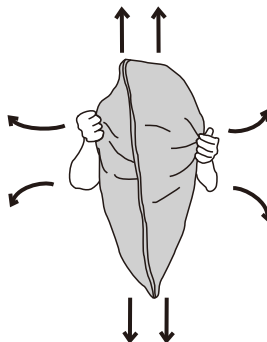
Cut the packaging seal carefully to avoid damaging the cushion inside.

STEP 3



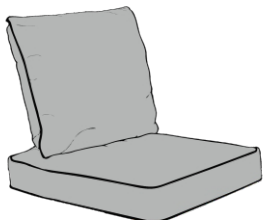
Flap the seat cushion and make the 4 corners in place.

STEP 4



Fluff up the back cushion to make it fuller.

STEP 5



Allow cushions 48 hours to fully expand.