

# NIGHTSTAND 2 DRAWERS

## Assembly Instruction

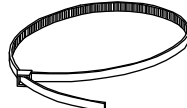
A. Components : Qty  
1. Nightstand 2 Drawers 1x



a



b



c

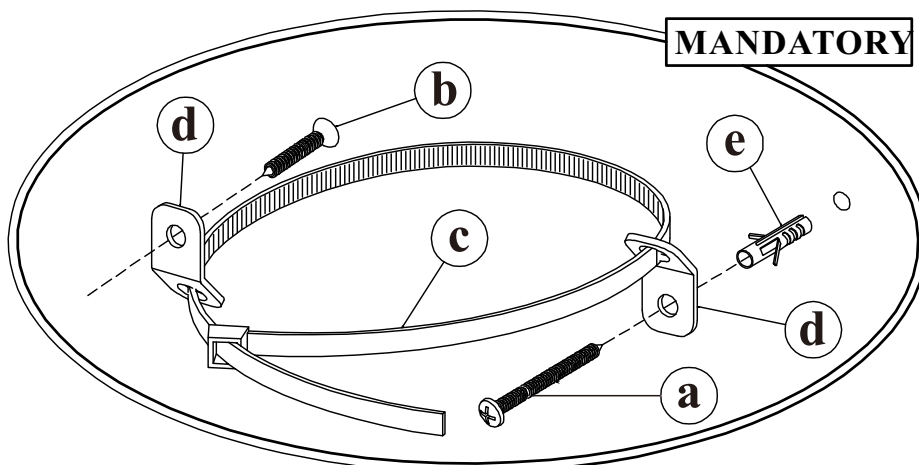


d




e

B. Hardware : Qty  
a. Screw ø8 x 2" 1 x  
b. Screw ø8 x 5/8" 1 x  
c. Restrain Strap 1 x  
d. Metal Tabs 2 x  
e. Plastic Wall Anchor 1 x



**MANDATORY**



### **⚠ WARNING**

**Serious or fatal crushing injuries can occur from furniture tipover. To help prevent tip-over :**

- Install anti-tip device provided.
- Place heaviest items in the lowest drawers.
- Unless specifically designed to accommodate, do not set TV's or other heavy objects on top of this product.
- Never allow children to climb or hang on any drawers, doors or shelves.
- Never open more than one drawer at a time. (OR)
- Do not defeat or remove the drawer interlock system.

**Use of tip over restraints may only reduce, but not eliminate the risk of tip-over.**

*This is a permanent label. Do not attempt to remove.*