



# TEST REPORT

Report No. 010123120128

DATED: 27 DECEMBER 2023

**Client** : FAVOURITE DESIGN SDN BHD  
LOT 1915, JALAN TANJUNG SELABU, GM 347, MUKIM SUNGAI RAYA,  
84300 MUAR, JOHOR, MALAYSIA

**Attn** : RUO XUAN

**Buyer** : GIGA CLOUD TECHNOLOGY

**Sample Description** : DRESSER

**Color** : REDDISH GREY

**SKU No.** : WF319354AAE / WF319354AAK

**Model / Style** : 0397A

**Manufacturer** : FAVOURITE DESIGN SDN BHD

**Country of Origin** : MALAYSIA

**Country of Destination** : USA

**Test Sample Received** : RECEIVED ON 21/12/2023

**Test Period** : FROM 21/12/2023 TO 27/12/2023

TEST REQUESTED	CONCLUSION	REMARK
ASTM F2057-23 - SAFETY STANDARD FOR CLOTHING STORAGE UNITS	PASS	/

**Remark(s):**

- The results reported herein have been performed in accordance with the terms of accreditation under the Singapore Accreditation Council.

For technical enquiries or any other concerns,  
please contact:

**GIC TESTING & INSPECTION SERVICES PTE LTD**

Tel: +65 6741 2260

Email: services.sg@gicgrp.com

**PREPARED BY:**

**WONG KOK LEONG**

Laboratory Supervisor

**APPROVED BY:**

**SUZEN CHONG**

Senior Vice President

**GIC Testing & Inspection Services Pte Ltd**

158 Kallang Way #08-01  
Singapore 349245



## SAMPLE PHOTOS



OVERALL VIEW





EXTENDABLE ELEMENTS



FRONT VIEW



BACK VIEW

⚠ WARNING	⚠ AVERTISSEMENT
 	<p>Children have died from furniture tipover. To reduce the risk of furniture tipover:</p> <ul style="list-style-type: none"> <li>• ALWAYS install anti-tip device provided.</li> <li>• NEVER put a TV on this product.</li> <li>• NEVER allow children to stand, climb, or hang on any drawers, doors, or shelves.</li> <li>• NEVER open more than one drawer at a time.</li> <li>• Place heaviest items in the lowest drawers.</li> </ul> <p><i>This is a permanent label. Do not remove!</i></p>
	<p>Des enfants ont perdu la vie conséquemment au basculement d'un meuble. Afin de réduire les risques de basculement :</p> <ul style="list-style-type: none"> <li>• TOUJOURS installer les ancrages antibasculement inclus.</li> <li>• NE JAMAIS placer un téléviseur sur le dessus de ce meuble.</li> <li>• NE JAMAIS laisser un enfant grimper aux tiroirs, portes ou tablettes ni s'y suspendre.</li> <li>• NE JAMAIS ouvrir plus d'un tiroir à la fois.</li> <li>• Placer les articles les plus lourds dans les tiroirs inférieurs.</li> </ul> <p><i>Ceci est une étiquette permanente; ne pas la retirer!</i></p>

WARNING LABEL



# Report No. 010123120128

DATED: 27 DECEMBER 2023

## TEST RESULT(S):

### ASTM F2057-23 Safety Standard for Clothing Storage Units

Section	Parameter / Requirement	Results	Rating
<b>4</b>	<b>Performance Requirements</b>		
4.1 - 4.3	<p>With the unit set up in accordance with 8.1, and without the anti-tip device, test the unit in accordance with 9.2.1, <b>Simulated Clothing Load</b></p> <p>If 50 % or more of the storage volume is extended, determine the weight for loading the extendable elements and/or space behind the doors based on the volume calculated. If less than 50 % of the storage volume is extended, the unit shall remain empty. Open all doors and extend all available extendable elements. Elements shall remain open for 30 s.</p> <p>During the test, the unit shall not tip over or be supported by any component unless that component was specifically designed for that purpose.</p>	M See Test Result Table for Loads Value	PASS
	<p>With the unit set up in accordance with 8.1, and without the anti-tip device, test the unit in accordance with 9.2.2, <b>Simulated Horizontal Dynamic Force</b></p> <p>Apply a 10 lbf (44 N) horizontal force, parallel to the direction of outward motion, at the highest handhold, not to exceed 56 in. (1422 mm) on the extendable element most likely to cause tipover. The force shall be applied within 1/4 in. (6 mm) of the top edge of a drawer or to the center of the pull area of the extendable element, whichever is higher but less than 56 in. (1422 mm) over a period of at least 5 s and held for 10 s.</p> <p>During the test, the unit shall not tip over or be supported by any component unless that component was specifically designed for that purpose.</p>	M	PASS
	<p>With the unit set up in accordance with 8.1, and without the anti-tip device, test the unit in accordance with 9.2.3, <b>Simulating a Reaction on Carpet with Child Weight</b>.</p> <p>Test block(s) shall be positioned so the back edge of the test block(s) are flush with the back edge of the rear floor supports. If the rear floor support is a glide tack, leveler, or foot smaller than 1 in., center the block under it. Open all doors and extend all available extendable elements. Gradually, over a period of at least 5 s, apply the test apparatus without impact over the top of the door or extendable element most likely to cause tipover. Allow the test apparatus to rest without additional support for 30 s.</p> <p>During the test, the unit shall not tip over or be supported by any component unless that component was specifically designed for that purpose.</p>	M Test Weight: 60 lbs	PASS
4.4	An anti-tip device shall be included with each item of furniture covered under the scope of this safety specification for attachment by the consumer.	M	PASS
4.5	The anti-tip device provided shall meet the requirement of Specification F3096.	M	PASS
<b>4.6</b>	<b>Interlock Requirements:</b>		
4.6.1	Interlocks shall not require additional consumer action to engage during normal operation of the extendable element, for example, opening and closing the drawer to access the interior volume.	NA	/





# Report No. 010123120128

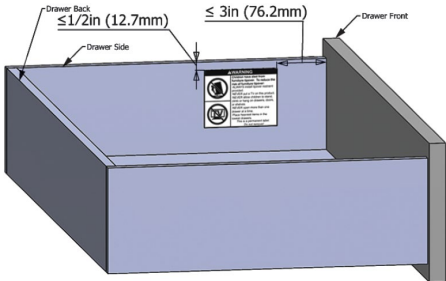
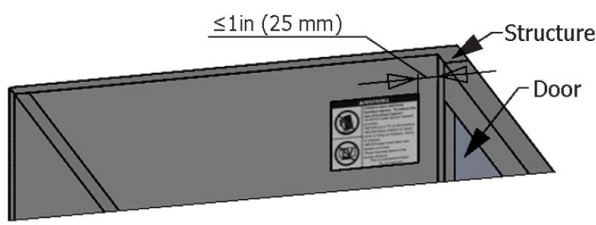
DATED: 27 DECEMBER 2023

Section	Parameter / Requirement	Results	Rating
4.6.1.1, 4.6.1.2, 4.6.1.3	<p>Consumer action to reengage the interlock system after disengaging to allow removal of one or more extendible elements is allowed, for example, to install an anti-tip device or retrieve a lost sock.</p> <p>An interlocked extendible element removed for such one-time action shall not require removal of components such as back panels and dust bottom to access the interlocking mechanism during reengagement. Reengagement shall not require tools unless those tools are also required for disengagement.</p> <p>An interlocked extendible element removed for such one-time action shall either:</p> <p>(1) Not be fully functional when reinstalled until the interlock is reengaged. (For example, it will not fully close or ride on tracks if interlock is not reengaged—which can be an automatic action when reinstalled in case.); or</p> <p>(2) Include a separate warning or warnings as described in 10.2.3.10.</p>	NA	/
4.6.2	Interlocks shall not require consumer assembly and/or installation if the unit is shipped assembled, except as allowed in 4.6.1.1.	NA	/
4.6.3	Consumer assembly and/or installation of interlock components as part of the normal consumer assembly process is allowed for items shipped/sold unassembled.	NA	/
4.6.4	<p>Position the unit according to 8.1.1 and 8.1.2 on the test surface described in 8.2.1. Test the unit in accordance with 9.1 <b>Test to evaluate Interlock System.</b></p> <p>Secure the unit to prevent sliding or tipover. Open any doors prohibiting access to the interlocked extendible element. Open an extendible element or the number of elements necessary to engage the interlock.</p> <p>Gradually apply, over a period of at least 5 s, a 30-lbf (133 N) horizontal pull force on each interlocked extendible element at the center of the pull area(s), one element at a time, and hold the force for at least 10 s.</p> <p>Repeat this test until all possible combinations of extendible elements connected to the interlock have been tested.</p> <p>When tested to 9.1, the extendible element shall be considered interlocked to the open extendible element if either:</p> <p>It remains closed during the test and is functional after tested extendible element is closed; or</p> <p>Its opening acts to close the extendible element originally open.</p>	NA	/
<b>10</b>	<b>Marking and Labeling</b>		
10.1	Warnings on Product		
10.1.1	Each clothing storage unit shall be permanently marked in at least one place with the warnings from this section. The warnings shall be in a conspicuous location when in use. The warnings shall be applied on one surface, not wrapped or folded around or over corners.	M	PASS



# Report No. 010123120128

DATED: 27 DECEMBER 2023

Section	Parameter / Requirement	Results	Rating
10.1.1.1	<p>The warnings shall be considered conspicuous when in use when at least one of the following conditions is met:</p> <p>(1) The warnings are inside a drawer box on a drawer side with the top of the signal word panel 0.5 in. (12.7 mm) or less from the top of the drawer side and the border or edge of the label 3 in. (76 mm) or less from the back of the drawer front; they are not required to be visible on all drawers. It is permissible for the warnings to be on either drawer side. See Fig. 15. Or,</p> <p>(2) The warnings are visible anywhere on the open door or on the cabinet side adjacent to the door no more than 1 in. (25 mm) from the doors closed position or the structure of the unit, whichever is farther from the front, when any hinged door, not each door, is open; they are not required to be visible behind all doors. See Fig. 15 (B). Or,</p> <p>(3) The warnings are visible on the cabinet side adjacent to the door no more than 1 in. from the door's closed position when any sliding door, not each door, is fully open, or the structure of the unit near the door, whichever is farther from the front. If doors have different distances from the front, this dimension shall apply to the farthest back door; they are not required to be visible behind all doors. See Fig. 15. Or,</p> <p>(4) The warnings from 10.2.3.1 and 10.2.3.3 and the symbol from Fig. 20 shall meet Condition 1 and contain language directing the user to the bottom of the same drawer and the full warning shall be on the inside face of the drawer bottom.</p>  <p>FIG. 15 Warning Label Inside Drawer (A)</p>  <p>FIG. 15 Warning Label Inside Drawer (B) (continued)</p>	M	PASS
10.1.1.2	For units shipped requiring consumer assembly, it is permissible for the warnings to be on parts that can be installed in other locations; the location shall be considered acceptable if it would meet these location requirements in any possible location even if it does not meet them in all locations. For example, if a drawer side can be installed as the left or right side but the conditions in 10.1.1.1(1) are met, only when installed on the right it is acceptable.	NA	/
10.2			
10.2.1	The warnings shall be formatted in a manner consistent with ANSI Z535.4. See Fig. 16, Fig. 17, and Fig. 18 for examples.	M	PASS



# Report No. 010123120128

DATED: 27 DECEMBER 2023



Section	Parameter / Requirement	Results	Rating
10.2.2	<p>The signal word panel shall include the Safety Alert Symbol “<math>\triangle</math>” and state “WARNING”.</p> <p>“WARNING” shall be in all caps, bold face type not less than 0.15 in. (3.8 mm) capital letter height in a sans serif font. The letter color shall be safety black on a safety orange or safety white background, or safety white on a safety black background.</p> <p>The Safety Alert Symbol is composed of an equilateral triangle surrounding an exclamation mark. It shall be presented in one of five color formats when used with the WARNING signal word:</p> <p>(1) A safety black triangle with a safety orange exclamation mark, or;  (2) A safety yellow triangle with a safety black border and safety black exclamation mark—to allow consistency with certain ISO standards, or;  (3) A safety yellow triangle with a safety black exclamation mark and a yellow border around a safety black band—to allow consistency with certain ISO standards, or;  (4) A safety black triangle with a safety white exclamation mark—for black and white only formats, or;  (5) A safety white triangle with a safety black exclamation mark—for black and white only formats.</p>	M	PASS
10.2.3	In the following sections, the plain type is descriptive information; bold type is used for the required warning statements. The warning statements, unless otherwise noted, shall be included as stated. All text shall be a sans serif font, not less than 0.1 in. (2.5 mm) capital letter height. The text shall be safety black letters on a safety white background, or the letters shall contrast the background.	M	PASS
10.2.3.1	The warning message panel shall begin with the following statement in bold face type. <b>Children have died from furniture tipover. To reduce the risk of furniture tipover:</b>	M	PASS
10.2.3.2	The warning message panel shall include the following statements, preceded by a bullet point, in the order given.	M	PASS
10.2.3.3	<b>ALWAYS install anti-tip device provided.</b>	M	PASS
10.2.3.4	<p>Television use shall be addressed in the warnings by following either 10.2.3.4(1) or 10.2.3.4(2).</p> <p>(1) For clothing storage units that are not designed and intended by the manufacturer to be used with a TV shall state: <b>NEVER put a TV on this product.</b></p> <p>(2) For clothing storage units that are designed and intended by the manufacturer to be used with a TV, the warning shall address TV use. This may be done within the other warnings as shown in the examples or separately to comply with other standards. In either case, all warnings must be conspicuous as defined in 10.1.1.1.</p>	M	PASS
10.2.3.5	<b>NEVER allow children to stand, climb, or hang on any drawers, doors, or shelves.</b> It is permissible to exclude any feature not included on the unit.	M	PASS
10.2.3.6	<b>NEVER open more than one drawer at a time.</b> It is permissible to exclude any feature not included on the unit.	M	PASS
10.2.3.7	When the unit includes interlocking drawers: <b>DO NOT defeat or remove the drawer interlock system; it is an important stability and safety system.</b> Units that do not include interlocking drawers shall not use this statement. It is permissible to remove “drawer,” add the appropriate parts and features to this statement, or to address any specific use characteristics of the interlock system.	NA	/
10.2.3.8	<b>Place heaviest items in the lowest drawers.</b> It is permissible to change drawers to a term/location better matching the unit.	M	PASS





# Report No. 010123120128

DATED: 27 DECEMBER 2023

Section	Parameter / Requirement	Results	Rating
10.2.3.9	The following statement is required below all other text, in italic letters: <b><i>This is a permanent label. Do not remove!</i></b> Alternatively, the following shall be used when markings other than a label are used and may be used with any marking type: <b><i>This warning is permanent. Do not remove!</i></b> The statement may not be larger type than any other wording on the warning.	M	PASS
10.2.3.10	For units with interlock systems described in 4.6.1.3(2), a warning addressing: <b>DO NOT remove the interlock system except for maintenance as shown. NEVER use the unit without the interlock installed following the instructions.</b> shall be added to each drawer in a location near the interlock hardware; instructions shall be shown or a location with instructions shall be referenced.	NA	/
10.2.4	Each safety symbol panel shall measure at least 1.25 in. by 1.25 in. (31.8 mm by 31.8 mm); each safety symbol shall measure at least 1 in. by 1 in. (25.4 mm by 25.4 mm). Each symbol shall be safety black with either a safety black or safety red prohibition symbol or the symbol shall contrast with the background. The safety symbol panel for each symbol shall be bounded on all sides with a safety black line or the line shall contrast with the background.	M	PASS
10.2.4.1	The child climbing prohibition symbol shown in Fig. 20 shall be used on all warning labels.  FIG. 20 Child Climbing Prohibition Symbol	M	PASS
10.2.4.2	The TV prohibition symbol shown in Fig. 21 shall be used on units that include the warning in 10.2.3.4(1).  FIG. 21 TV Prohibition Symbol	M	PASS
10.2.5	The contents of the warnings shall not be modified except as specifically indicated above and/or to include languages other than English.	M	PASS
10.2.6	The warnings shall be permanent when tested in accordance with 9.3.1, 9.3.2, or 9.3.3 as appropriate.	M	PASS

## Note:

C = Claimed

NT = Not Tested

NR = Not Requested

M = Meets

NA = Not Applicable

R = Recorded

P = Pass

NM = Does Not Meet

F = Fail



# Report No. 010123120128

DATED: 27 DECEMBER 2023

## TEST RESULT(S): (Continued)

### Physical Characteristic:

Test Item:	<b><u>DRESSER</u></b>
Interlock System	NO
Product Weight As Received (lbs)	141.4
<b><u>Overall Dimension (Inches)</u></b>	
Height of Entire Unit	30 <sup>3</sup> / <sub>8</sub>
Total Width	51 <sup>1</sup> / <sub>8</sub>
Total Depth	17 <sup>7</sup> / <sub>8</sub>

<u>For Drawers (where applicable)</u>						
Drawer	<b><u>1</u></b>	<b><u>2</u></b>	<b><u>3</u></b>	<b><u>4</u></b>	<b><u>5</u></b>	<b><u>6</u></b>
Function Volume (ft <sup>3</sup> )	1.05	1.05	0.90	0.90	0.88	0.88
Load (lbs):	8.92	8.92	7.67	7.67	7.51	7.51

### END OF REPORT

This report sets forth our findings solely with respect to the test samples identified herein. The results in this report are not representative of the quality or characteristics of the lot/batch from which a test sample was taken or any similar or identical product unless specifically and expressly noted. The sample/s mentioned in this report is/are submitted/supplied/manufactured by the Client, GIC Testing & Inspection Services Pte. Ltd. therefore assumes no responsibility for the accuracy of information on the brand name, model/ style number, consignment or any information supplied. Unless otherwise stated in this report, no tests were conducted to determine long term effects of using the specific product. Any copying or replication of this report to or for any other person or entity, or use of our name or trademark, is permitted only with our prior written permission.