
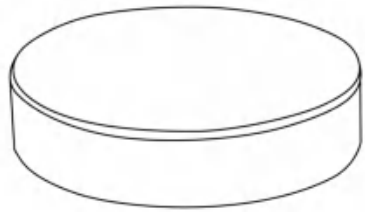
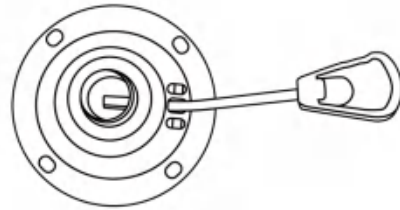


Part List



A Cushion×1

B Back Cushion×1



C Base×1

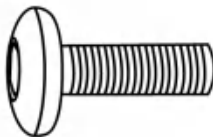
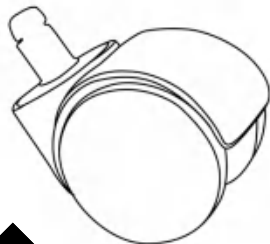
D Adjustment handle×1



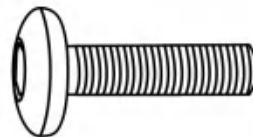
E Gas lift×1

F Wrench×1

G Back Bracket×1



M 6×20



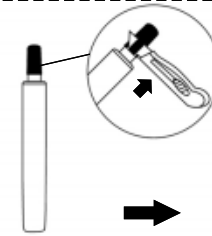
M 6×25

H Wheel×5

I Screw×4

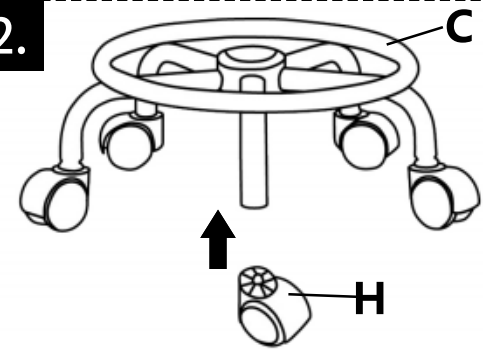
J Screw×5

1.

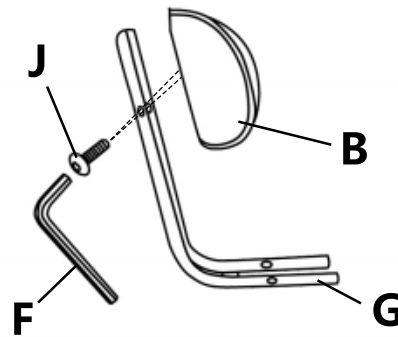


★ Caution: Remove the plastic cap before assembly.
This is a part of packaging only.
Sometimes the cap cracked firmly inside the seat
plate, you' d better to remove it by tools like knife
scissor.

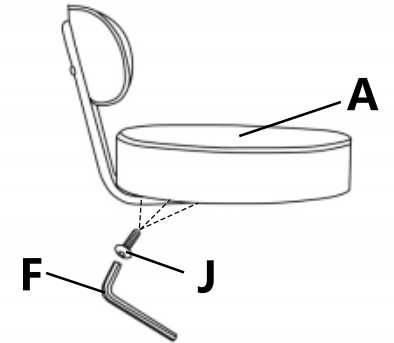
2.



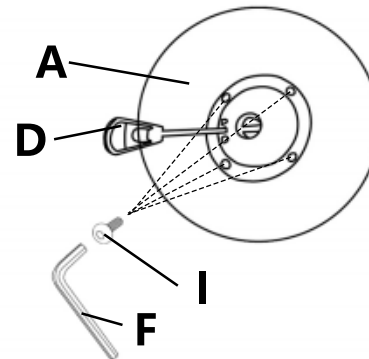
3.



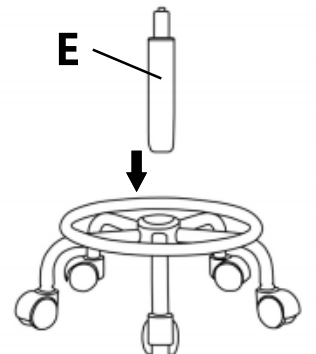
4.



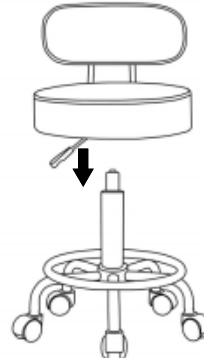
5.



6.



7.



8.

