

# Folding Camping Cot

## USE AND CARE GUIDE



**28inch  
Width**

**Question about your product? We are here to help.**

**Please kindly email: [Camping-Cot@outlook.com](mailto:Camping-Cot@outlook.com)**

# PACKAGE INCLUDED



x1




x1



x1

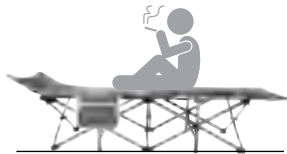
# WARNING!!!



To avoid tipping over, please do not sit on the edge position.




Do not jump on a camping cot, it is dangerous.




To avoid starting a fire, please do not use open flames such as smoking on the folding cot.

# INSTALLATION STEPS



- 1 Remove from carry bag and extend out arms.



- 2 Press down hard at the same time.

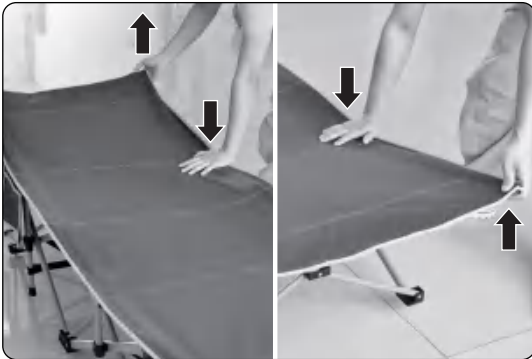


- 3 Please ensure that the bed frame is level; otherwise, it may not be fully opened. Refer to step 2 again and press firmly on both sides of the middle to extend.

# INSTALLATION STEPS



- 4 Put the cushion on cot.



- 5 Remove off the cushion,fold cot.



- 6 Pack up,pull bars from head and foot area towards center.

# CARE METHOD

- 1.Cushion is recommended for hand washing.
- 2.Do not overexert when opening and folding.
- 3.Reduce sun exposure.
- 4.The mattress is vacuum-packaged, please tear open the packaging and let it sit undisturbed for 1-2 days for a better fluffiness effect.