


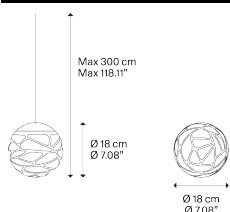
Kelly Cluster, Design by Andrea Tosetto

Model Kelly Cluster

Kelly Cluster spectacularly reinterprets the creative intuition of the family of Kelly lights in a sculptural and extremely compact sphere, mounted on a canopy and allowing multiple different compositions at will. A suspension lamp in metal, characterised by its lightness and vibrancy thanks to the unique laser cuts that create captivating plays of light and shadow, it is available in four different finishes bringing any space to life.



Kelly Cluster



Light source

LED
3000 K
9 W
850 lm
120 V
CRI 92
MacAdam 3-Step

LED included

Structure: Metal

Matte White – 9010

Matte Black – 9005

Coppery Bronze

Matte Champagne

Diffuser: Glass

Polished White

Polished White

Polished White

Polished White

Code

14710 1030U

14710 2030U

14710 3530U

14710 4530U

Net weight: 2.20 lbs

Parcels: 1



IP20

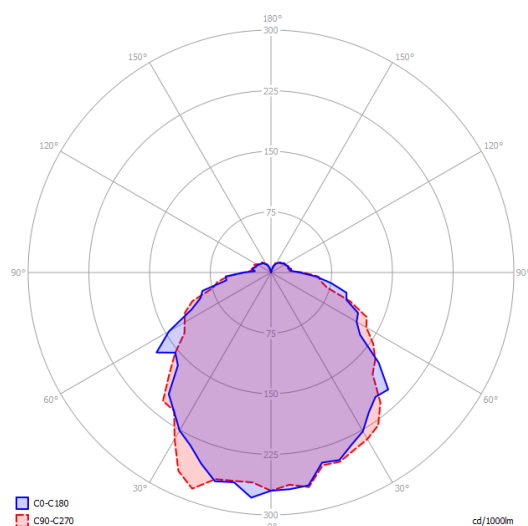
Energy Saving

Dim Triac

Kelly Cluster

LED
3000 K
9 W
850 lm
120 V
CRI 92
MacAdam 3-Step

Photometric data



Cluster suspension lamps must be installed on a *canopy*: find out more on lodes.com/en/canopies