

# **Aiden Modular Sofa**

---

## **ASSEMBLY INSTRUCTIONS**

## BEFORE BEGINNING ASSEMBLY:



Read instructions cover to cover



Have two adults on hand for assembly



DO NOT assemble on flooring or carpet. Assemble on a clean non-marring surface (ex: packing foam)



Save all packaging until assembly is completed

## CARE & MAINTENANCE



Do not put hot items directly on furniture surface.



Do not clean furniture with harsh cleansers or polish.



Dust and pick up spills using a clean, non-colored, lint-free cloth.



Stains may be removed with mild soap solution and a damp cloth.



Do not place furniture under direct sunlight.



Do not place furniture near heating or cooling vents.





Do not write on furniture without a padded barrier to protect the surface.





Do not place furniture outside, for indoor use only.


## COSTMPONENTS LISTS FOR CORNER SEAT

LABEL	PICTURE	DESCRIPTION	QTY
1		Corner seat Body	1
2		Back Cushions	2



## COSTMPONENTS LISTS LEFT ARM CHAIR

LABEL	PICTURE	DESCRIPTION	QTY
1		Corner seat Body	1
2		Back Cushion	1

## COMPONENTS LISTS FOR OTTOMAN

LABEL	PICTURE	DESCRIPTION	QTY
1		Ottoman Body	1

## COMPONENTS LISTS FOR ARMLESS CHAIR

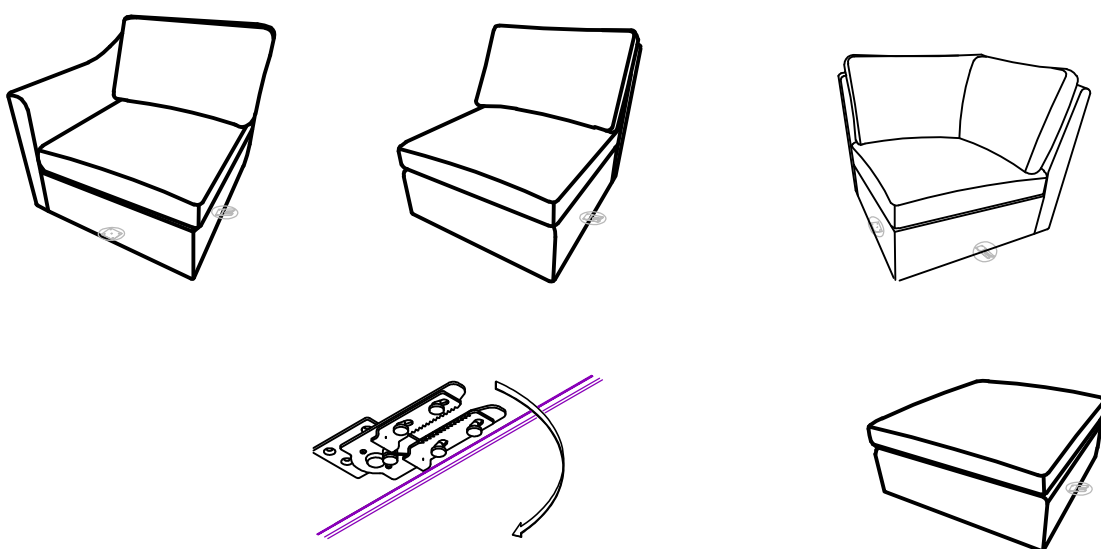
LABEL	PICTURE	DESCRIPTION	QTY
1		Armless Chair Body	1
2		Back Cushion	1

# ASSEMBLY STEPS

---

## STEP 1

The Cali Modular Sofa (Left arm chair, Ottoman, Corner sofa, and Armless sofa) has a set of locking devices which is Triangle Post and Alligator Clip pre-installed. Before assembling the sofa, make sure to turn the clip outward as shown in the sketch below.



## STEP 2

Due to the weight and size of the sofa and for ease of assembly, it is recommended two (2) people will assist in the assembly process.

First, locate the fork section and place the two sofa sections side by side and line up their backs. Push the fork section into the triangle post until you hear a snap. This indicates that the sections are connected.

If you push and don't hear a sound, that means the fork missed the post. Pull the fork section back out and try again, making sure the back sections of the sofa are lined up.

