



PULSE-TWIN L-SHAPED BED TABLE

Item No. X590

INTRODUCTION

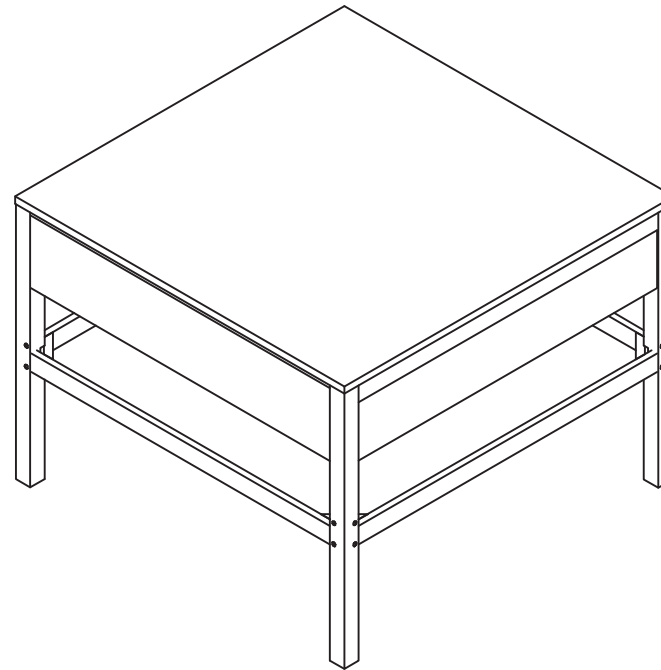
Enclosed please find simple step-by-step instructions to help you quickly assemble your product. Before you begin, we recommend that you follow the steps below:

1. Please read the instructions thoroughly
2. Identify all parts and hardware
3. Gather the tool(s) necessary

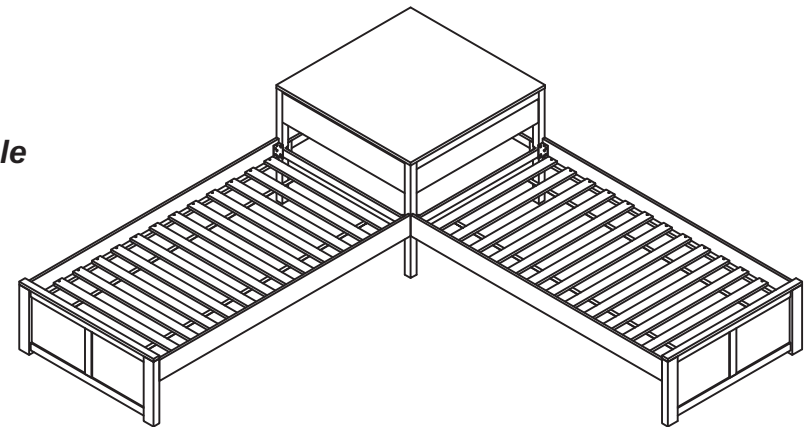
To protect your parts during assembly please place them on a soft surface. To clean surface, use only water on a damp cloth. Do not use window cleaners or cleaning abrasives as it will scratch the surface and could damage the protective coating.

CUSTOMER SUPPORT

If you are missing parts or need assistance with your product, please contact the retailer from whom you purchased the product. When you call or email, please include the Product's Item Number and PO Number which is located on the Production Tracking Sticker. This sticker can be found on the bottom, inside or back of your product.








**Fully Assembled
Twin L-shaped Bed Table**



*** Locate all hardware & parts before you discard ANYTHING**

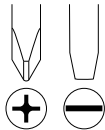
PARTS LIST

HARDWARE FOR TABLE

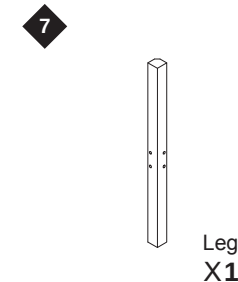
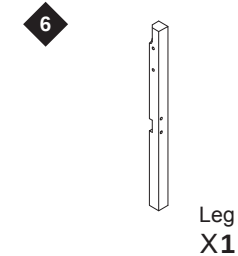
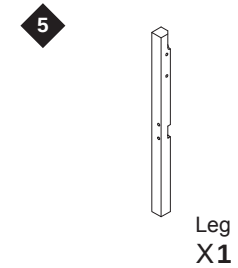
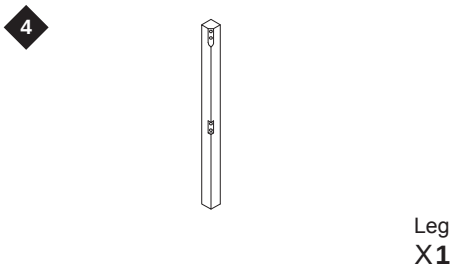
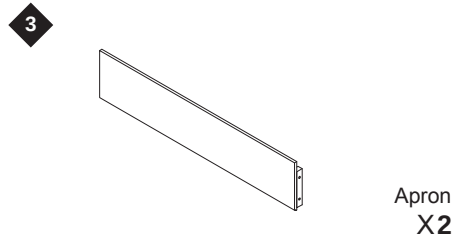
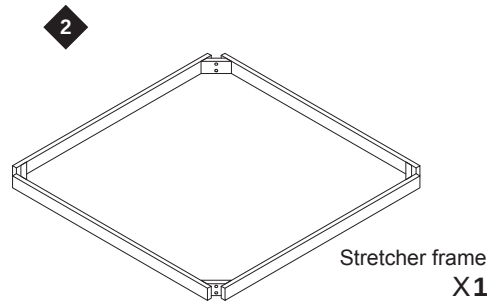
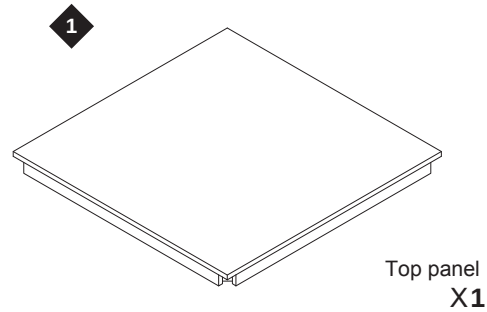
- | | | |
|----------|---|--|
| A |  | Ø6 x 45mm Bolts
X 16 |
| B |  | Ø6 x Ø10 Spring Washers
X 16 |
| C |  | Ø6 x Ø19 Flat Washers
X 16 |
| D |  | Ø6 x 30 mm Bolts
X 8 |
| E |  | Allen Key
X 1 |

Other Tools Required (Not Included)

- Phillips Screwdriver
- Flathead Screwdriver




*For TABLE assembly,
go to Page 4*



PARTS LIST

HARDWARE FOR TWIN BED

F  Ø8 x 20mm Bolts
X 8

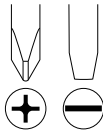
G  Ø8 x Ø12 Spring Washers
X 8

H  Ø8 x Ø19 Flat Washers
X 8

I  Ø4 x 30 mm Screws
X 26

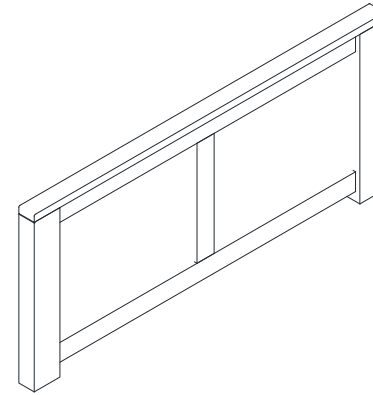
Other Tools Required (Not Included)

- Phillips Screwdriver
- Flathead Screwdriver



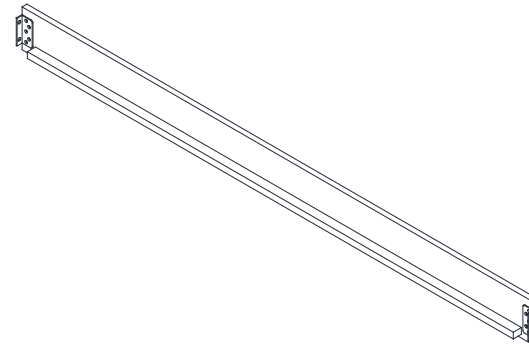
*For TWIN BED
assembly, go to **Page 5***

8



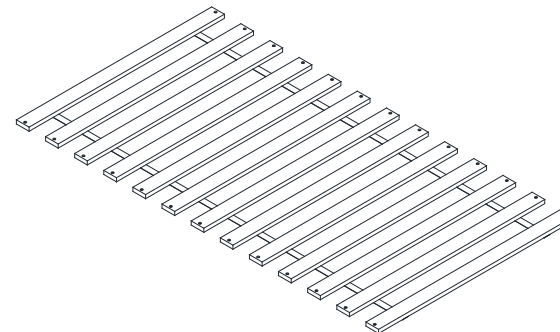
Footboard
X1

9



Side rails
X2

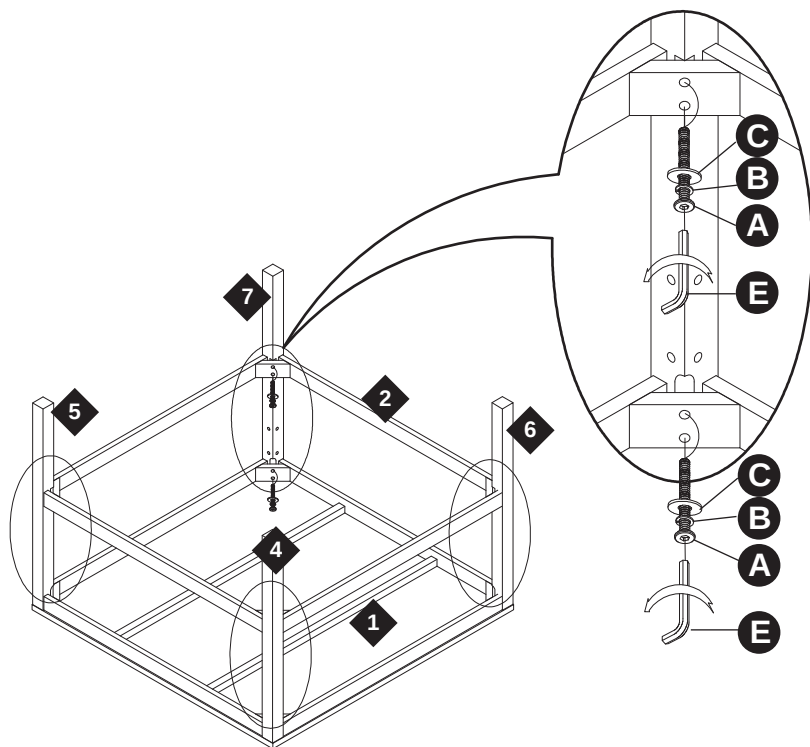
10



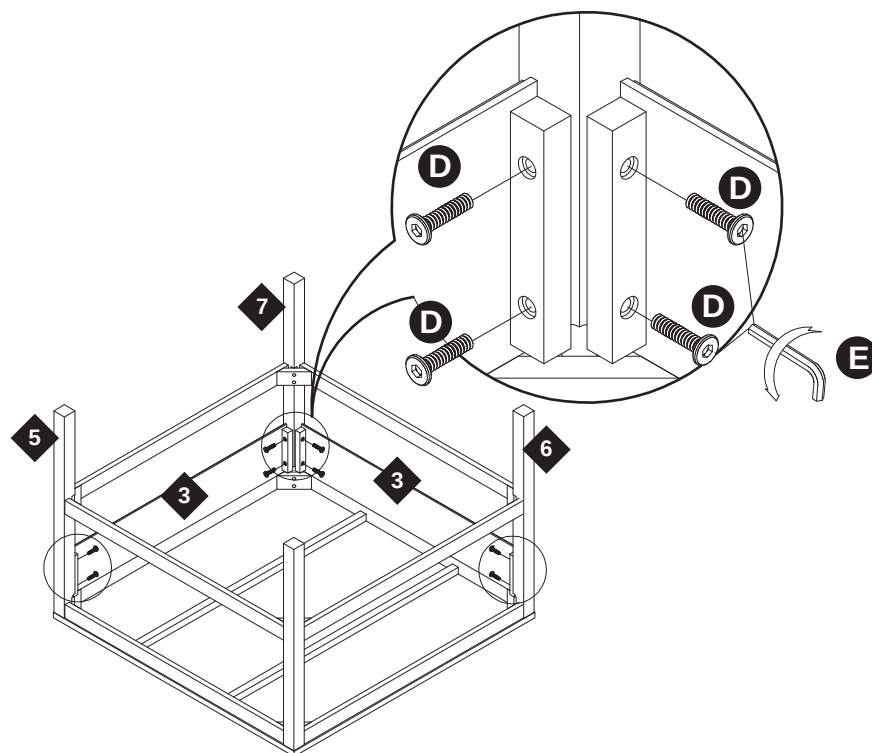
Set of Slats
X1

STEP 1

Attach the Legs (4) (5) (6) (7) to Top panel (1) and Stretcher frame (2) by using Bolts (A), Spring washers (B), Flat washers (C). Tighten with Allen key (E).

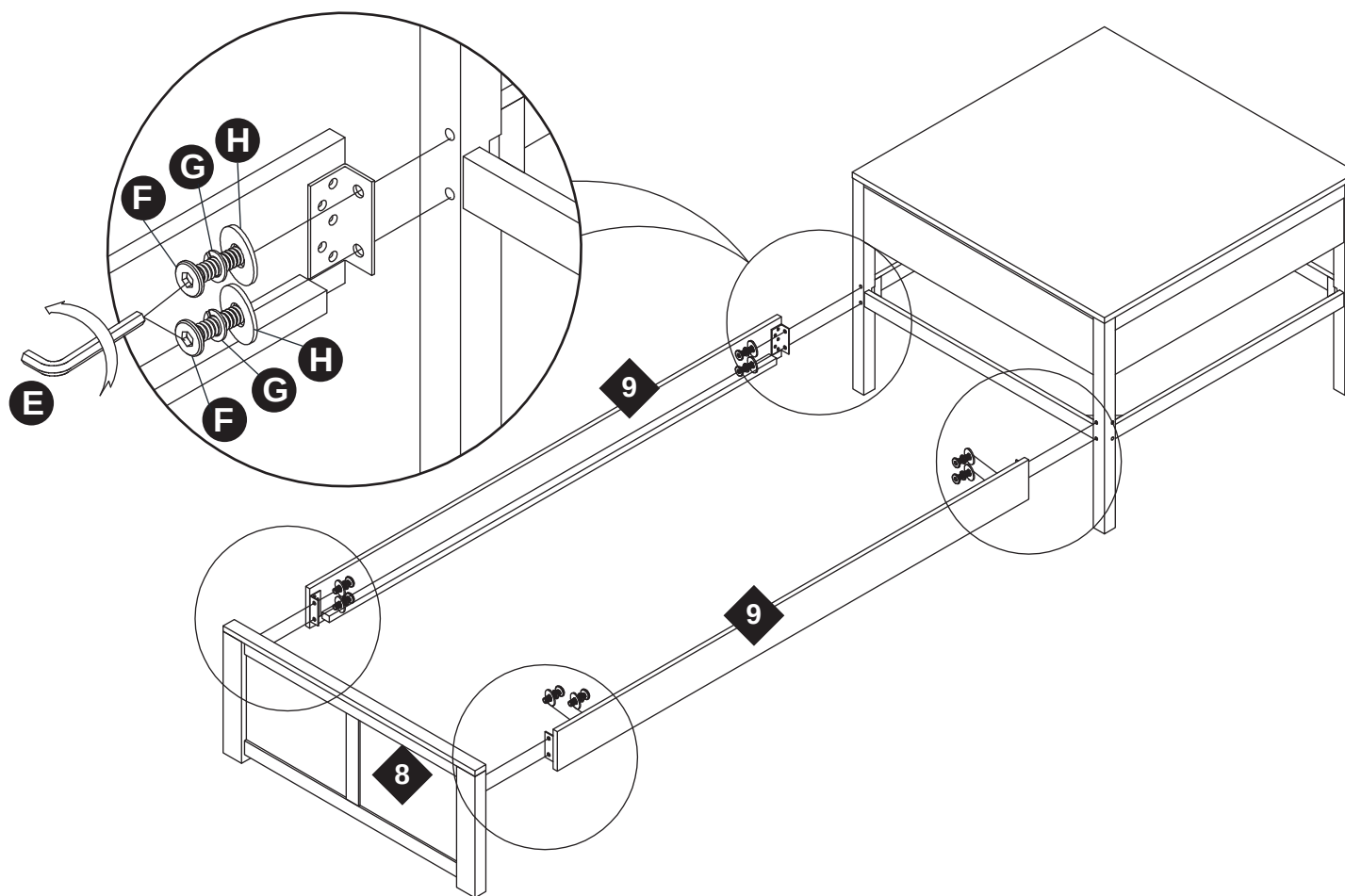

STEP 2

Attach Aprons (3) to the Legs (5) (6) (7) by using Bolts (D). Tighten with Allen key (E).



STEP 3

Attach Side rails (9) to Footboard (8) and the assembled Table by using Bolts (F), Spring washers (G), Flat washers (H). Tighten bolts with the Allen key (E).

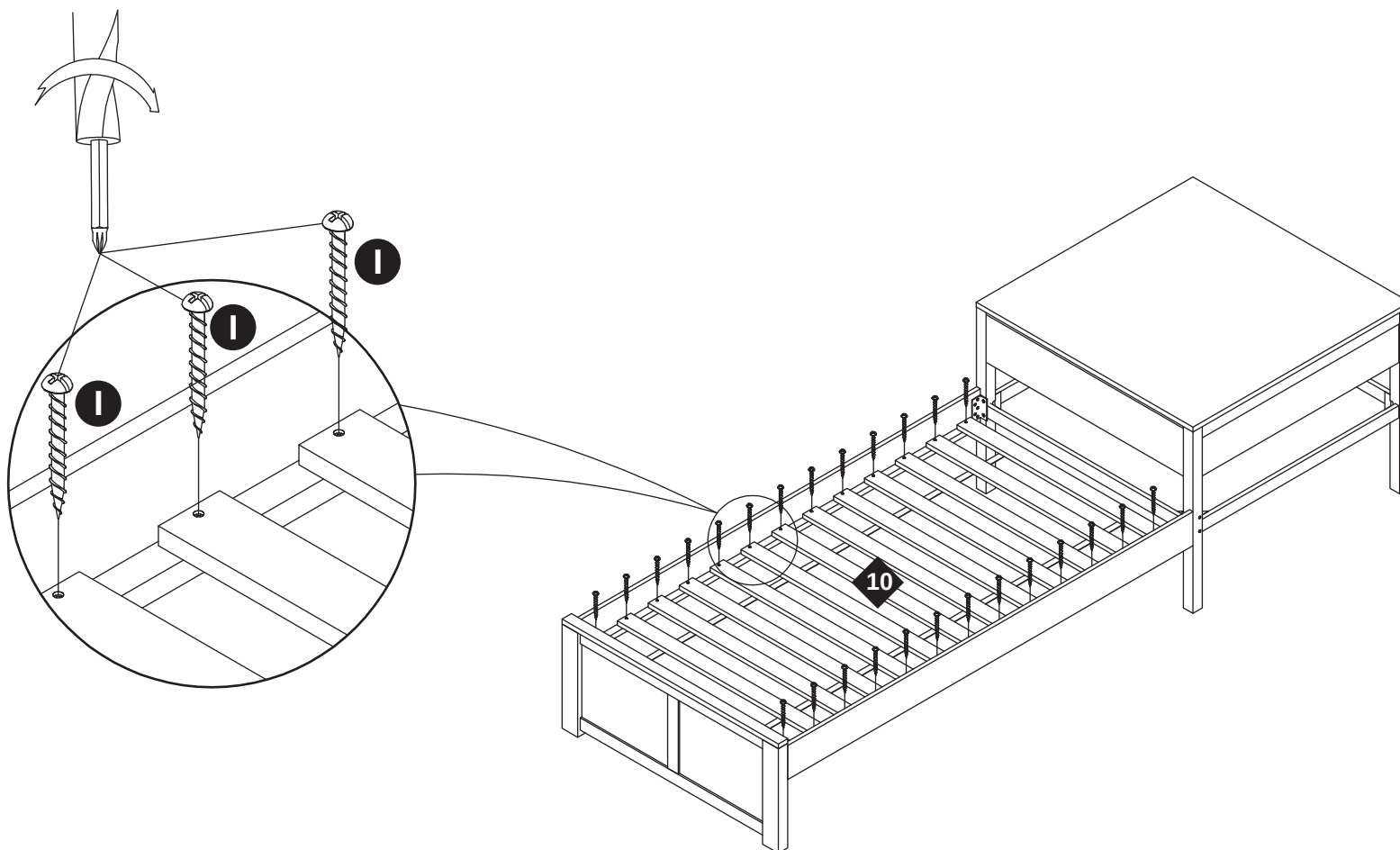


STEP 4

Lay Set of Slats (10) between Side rails (9), fasten slat pack with Side rails (9) and Support rail as indicated. Make sure rails are pulled into slats prior to screws (I) in place. Use Phillips head screwdriver (not included) to tighten screws.


WARNING

To help prevent serious or fatal injuries **SCREW BOTH SIDES OF EACH SLAT TO THE SLAT ROLL SUPPORT**. Failure to do so could result in the collapse of the entire slat roll, and will void your warranty.





PULSE COLLECTION



WARNING

Important Safety Notice

Dresser/chest can tip (fall over) when not used as intended. This could potentially result in serious injury or death. **Keep your children and others safe by following these simple rules:**

1. Do not allow climbing on any dresser/chest.
2. Do not leave drawers open when not in use.
3. Do not allow standing in drawers.
4. Do not allow hanging from drawers.
5. Do not allow standing on top of dresser/chest.
6. Do not place heavy objects in drawers.
7. Do not place heavy objects on top of the dresser/chest which can be pulled down on top of your child.
8. To avoid head injury, do not allow your child to play underneath open drawers.
9. Hutches, mirror, etc. Must be securely fastened to the dresser according to the instructions enclosed with those items.
10. Always monitor your child's activity when in the nursery.

CARE INSTRUCTIONS



- A lacquer finish is used on this furniture to protect the wood. **It is not waterproof, clean spills immediately.** Dust using a slightly damp cloth, making sure no standing water is left on the furniture. **DO NOT** use any household cleaners, citrus-based polishes, wood soaps, or oils; they can break down the natural lacquer finish.



- **Do not place furniture in direct sunlight.** Natural solid wood furniture will naturally color as it ages, however, direct sunlight dramatically speeds up the process.

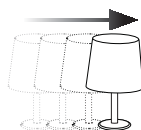


- In natural wood furniture, the variations in texture and grain **will affect the finish**, making it impossible to guarantee an exact match between two pieces of wood even though identical finishing processes are used. These differences in character **are not defects**, but variations that make each piece of furniture unique and beautiful.

- **Solid wood naturally expands and contracts.** In high humidity, you may find that drawers can stick slightly. This will correct itself, and is not reason for concern.



- **Do not place furniture over heating or cooling vents.** Dramatic changes in temperature can cause the wood to split.



- If you place objects such as lamps or plants on your case pieces **make sure to move them from time to time.** There may be a slight discoloration where the object was. However, by exposing it to light the color will catch up to the rest of the case.



- Plastic or foam footed items such as phones or clocks can damage this finish, **use trivets under such items.**



WRITTEN LIMITED WARRANTY

NE Kids warrants to the consumer, who makes the original purchase of NE Kids products, a 1-year warranty against defects in the material or workmanship of furniture components. NE Kids will repair or replace any piece of furniture, which is defective in materials or workmanship. As used in this warranty, "defects" are defined as meaning imperfections in components, which substantially impair the usability of the product.

Your NE Kids furniture requires some routine maintenance. Please take care to treat your NE Kids furniture like the fine product it is. Proper care and use are essential to preserving your rights under this warranty.

WARRANTY LIMITATIONS

Authorized Retailer

This warranty protects you only when you purchase NE Kids products from an authorized NE Kids Retailer.

Household Use

This warranty applies only when you have purchased a NE Kids product for your own normal indoor household use (including use as a gift to another for household purposes) and not for resale or commercial use, which includes rental, business, and institutional or other non-residential use.

Normal Use

This warranty applies under conditions of normal use only. This warranty does not apply to defects that result from accident, misuse or abuse, intentional damage, fire, flood, alteration or modification of the product, negligence, exposure, or use of the product in a manner inconsistent with its intended use. Additionally this warranty does not cover damage resulting from inadequate maintenance, cleaning, or care or any condition resulting from other than ordinary residential wear or from any use for which the product was not designed.

Original Purchaser

This warranty applies only as long as the product continues to be held for use by the original purchaser. The warranty cannot be transferred to subsequent owners or users of the product, and it shall be immediately invalidated in the event that the product is resold, transferred, leased or rented to any third party or person other than the original owner.

Receipt of your Warranty Registration

The limited warranty set forth herein will be activated on the day of purchase. You must submit your sales receipt as proof of original purchase as a condition precedent to coverage under this limited warranty.

Product Modification

Any product modification by dealer, consumer, or other parties not authorized by NE Kids will void this warranty.

Floor Samples or Products purchased "AS IS"

This warranty does not cover floor samples or products designated "AS IS" at the time of purchase.

Assembly

Product must be assembled according to directions. Failure to assemble product correctly shall void the warranty. Care instructions are enclosed, failure to follow these instructions shall void your warranty.

Natural Wood

Ageing of the finish is to be expected and is not a manufacturers defect. Imperfections in the finish caused by natural expansion and contraction of the wood are not considered manufacturers defects. Minor splits and cracks in the finish and the wood that do not pose a safety risk to the user are not considered manufacturers defects.

Differences

Because of craftsmanship and use of natural materials in NE Kids products, minor variations can occur from piece to piece, as in the matching of color, grain, or texture of wood. This warranty does not cover minor differences, or differences between floor samples or printed illustrations and your furniture.

Transportation

We do not pay for shipping and handling on warranty items.

Claims

Any claim against this warranty must be presented in writing to the Authorized NE Kids Retailer. The Authorized NE Kids Retailer will then contact NE Kids. If NE Kids determines that replacement is impractical you will be furnished a substitute unit of the same or similar color, design, style and quality unless NE Kids no longer carries the product.

Digital photography of your furniture and the defective piece/area is absolutely necessary to determine whether or not a manufacturing defect exists.

OTHER

There are no warranties other than those expressly set forth above. NE Kids expressly disclaims all implied warranties, including, without limitation, implied warranties of merchantability or fitness for a particular purpose.

Limitations of damages: The warranties and remedies set forth are exclusive and in lieu of all others, oral, written, express or implied, in no event will NE Kids be liable to you for any damages, including incidental or consequential damages, arising out of the use or inability to use this product. In no event will NE Kids' responsibility exceed the purchase price of the product or its replacement.

This warranty gives you specific legal rights, and you may also have other rights, which vary from state to state. Except for such other rights, the remedies provided under this warranty state the limit of NE Kids' responsibilities.