

# ALYSSA 7848

**SIZE**

78" L x 48"W x 20"D

**WATER CAPACITY**

85 Gallons

**WEIGHT**

90-130 Pounds

**INSTALLATION**

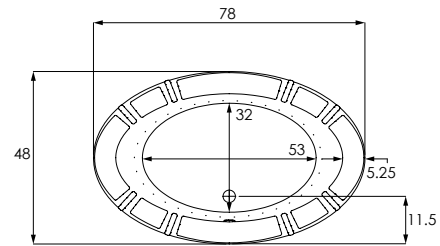
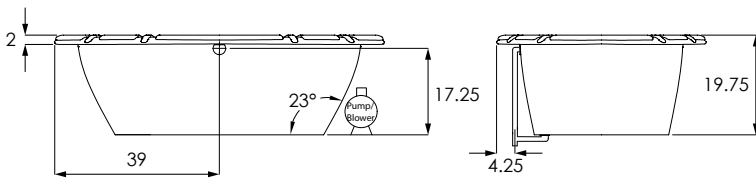
Drop-in

**BACK SLOPE**

23°

**MATERIAL**

Acrylic



**MODEL**

ALY7848ATO	Tub Only
ALY7848AWP	Whirlpool (8)
ALY7848ATA	Thermal Air
ALY7848ACO	Combo System

**COLORS**

Standard	White   Biscuit   Bone
Premium Colors	Black   Sterling Silver

**FINISH**

Matte Finish	MAT (must specify if desired)
Polished Finish	STANDARD

**BACK MASSEUSE SYSTEMS**

System I - Manual Control (WP/CO)	BAC.MA1-XXX
System II - Electronic Control (WP/CO)	BAC.MA2-XXX
System III - Electronic Control (TA)	BAC.MA3-XXX

**COLD PLUNGE** | See Website for Install Form CLD.PL

**EXPORT CRATE** FRT.EXPCRT

**EXTRA HIGH DENSITY** HI.DEN

**GRAB BARS** (Pair) Refer to price book for all available finishes

Standard Grab Bars	GRA.BAR-XXX
Universal Grab Bars	UGB.BAR-XXX

**MODEL**

<b>HYDRO BLANKET</b> 2 Zones   3 Zones   4 Zones   5 Zones (3 or 4 zones require two keypads, 5 zones require 3 keypads)	BLA.HEA-X
--	-----------

**HYDRO COAT** HYC.COA

**HYDRO EXPRESS** 69.104-HYD.EXP

**HYDRO FILL** (must specify location) HYD.FIL

**HYDRO FUSION**

Hydro Fusion (Tub Only)	29.102
Hydro Fusion w/ Ozone (Tub Only)	29.103
Hydro Fusion (TA, Whirlpool, Combo)	29.107

**HYDRO INDULGE** HYD.IND

**HYDRO OZONE UV COMBO SYSTEM**

Whirlpool and Combo Systems only 110 V | OZUV.110

**INLINE HEATER** Whirlpool and Combo Systems only

No dedicated GFI required for 6 amp models	
12.50 Amps 1.5 KW - 110V	27.100
6.00 Amps 0.75 KW	27.103



**Headquarters**  
29132 Avenue Paine  
Valencia, CA 91355

**Technical Support**  
support@hydrosystem.com

**Orders Department**  
orders@hydrosystem.com

**Manufacturing Facility**  
385 Highway 155 South  
McDonough, GA 30253

**General Information**  
info@hydrosystem.com  
**Phone:** 661-775-0686  
**Website:** hydrosystem.com

**CODES AND COMPLIANCES**

Massachusetts code File no: P1-0614-491



All specifications and options subject to change without notice please contact a hydro systems representative for more information.

# ALYSSA

## 7848

DESCRIPTION	
<b>JETS</b> Installed per jet price for extra jets added to standard system price. All metallic finishes come with colored eyeball.	
<b>Additional Standard or Swirling Jet</b> Color Trim Group 1 - PC or PB Group 2 - AB, BB, SB, BC, SC, PN, SN, BN Group 3 - PG, BG, SG	JET.STD-XX   JET.SWI-XX
<b>Swirling Jet Upgrade</b> (Per jet substitution price added to standard system price)	JUP.SWI-XX
<b>Micro Therapy Jet</b> BIS, BLA, BON, SIL, WHI	MTJ.XXX
<b>Custom Jet Locations</b> (Must include drawing of locations)	69.116-CUS.JET
<b>JET PLATING</b> Clear / Brass / Chrome. Trim kit covers jet escutcheons, suction, and electronic softtouch pad. Per jet substitution price added to standard system price. All metallic finishes come with colored eyeball.	
<b>Group 1</b> (PC or PB)	
8 Jets	PLA.08-XX
10 Jets	PLA.10-XX
<b>Group 2</b> (AB, BB,SB, BC,SC,PN,SN,BN)	
8 Jets	PLA.08-XX
10 Jets	PLA.10-XX
<b>Group 2</b> (PG, BG)	
8 Jets	PLA.08-XX
10 Jets	PLA.10-XX
<b>LED TEMP. READOUT KEYPAD</b> Upgrade only, must have a keypad controlled system to purchase.	
	LED.UPG
<b>LIGHTING</b> LED Bath Light Chromotherapy System	
	LIG.LED
<b>LOW WATER PROTECTION</b> Includes 30 minute timer (110V)	
	LOW.WAT-110
<b>NECK MASSEUSE JET PILLOW</b> Available in black, bone and white.	
	PIL.NEC-XX

DESCRIPTION	
<b>PADDED HEADREST PILLOW</b> Black only	41.128
<b>PUMPS</b> Custom Pump Locations	69.116-CUS.PMP
<b>REMOTE CONTROL</b> Must must have system to purchase	REM.CON
<b>WASTE &amp; OVERFLOW</b> Cable W/O No Charge (WHI, BIS, PC, PB, PN, BC, BB, BN, SC, SB, SN, ORB, PE)	WOV.XX
Cable W/O - Gold Finish Upgrade (PG, BG)	
<b>INTEGRAL W/O</b> (Std. round)	IWO.XX
Waste and overflow manufactured as part of the bath. Comes standard as a round overflow cover. Drain will be a tip-toe style and drain outlet will be a direct drain.	
<b>LINEAR INTEGRAL W/O</b> (Std. round)	LWO-XXX
Waste and overflow manufactured as part of the bath. Drain will be a tip-toe style and drain outlet will be a direct drain.	



**Headquarters**  
29132 Avenue Paine  
Valencia, CA 91355

**Manufacturing Facility**  
385 Highway 155 South  
McDonough, GA 30253

**Technical Support**  
support@hydrosystem.com

**Orders Department**  
orders@hydrosystem.com

**General Information**  
info@hydrosystem.com

**Phone:** 661-775-0686

**Website:** hydrosystem.com

**CODES AND COMPLIANCES**

Massachusetts code File no: P1-0614-491



All specifications and options subject to change without notice please contact a hydro systems representative for more information.

# ALYSSA

## 7848




### STANDARD ACRYLIC COLORS



WHITE BISCUIT BONE

### PREMIUM ACRYLIC COLORS




BLACK STERLING SILVER


### WELLNESS OPTIONS



**Cold Plunge**  
Revitalizing cold hydrotherapy into a traditional tub



**Thermal Air**  
Tiny bubbles into the bathwater and offers untold relaxing benefits, similar to Swedish massage



**Hydro Indulge**  
A concentrated dose of oxygen-rich molecules cleanse and restore skin




**Whirlpool Massaging Jets**  
Flexibility to customize jet location, quantity of jets and type of jet therapy



**Back and Neck Masseuse**  
Utilizes six strategically located jets enabling a "shiatsu" type massage and direct to the neck with 3 pulse settings



**Advanced UV system**  
Ozone and UV light helps to disinfect the water and keep it clean




**Chromotherapy**  
Digitally controlled, multicolored lighting feature LED lighting system



**Hydro Fusion**  
Totally silent operation maintains ideal temperature without adding hot water constantly



**Hydro Blanket**  
Radiant heat emanates through the acrylic tub surface. Chose up to 2-5 panels.



### Drop In Cutout Install Dimensions

- (L)ength - 76"
- (W)idth - 46"
- Finished Height - 18¾"

### OTHER OPTIONS

Additional options can be found on our website



**Integral Waste and Overflow**  
Seamless built-in protection for bathtub



**Grab Bars**  
Adds functionality and enhanced styling. Affords a mounting solution in virtually any position on any tub.

### Installation Tips:

- When adding integral linear drain p-trap location is now below waste
- Adding multiple systems/options may require equipment to stick out from tub deck or be installed remotely



HYDRO SYSTEMS



**Headquarters**  
29132 Avenue Paine  
Valencia, CA 91355

**Manufacturing Facility**  
385 Highway 155 South  
McDonough, GA 30253

**Technical Support**  
support@hydrosystem.com

**Orders Department**  
orders@hydrosystem.com

**General Information**  
info@hydrosystem.com

**Phone:** 661-775-0686  
**Website:** hydrosystem.com

### CODES AND COMPLIANCES

Massachusetts code File no: P1-0614-491



All specifications and options subject to change without notice please contact a hydro systems representative for more information.