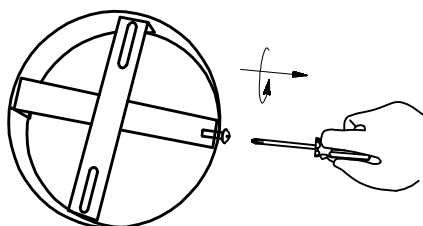


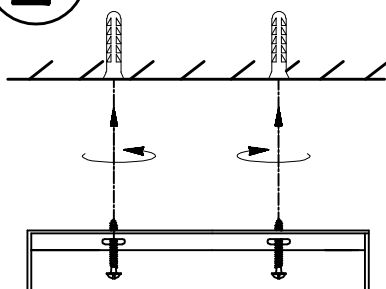
You can DIY different shapes

1



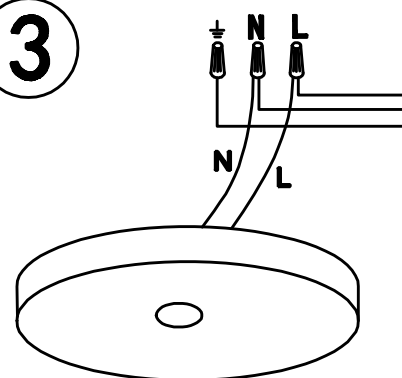
**remove the hanging board
from the chassis**

2



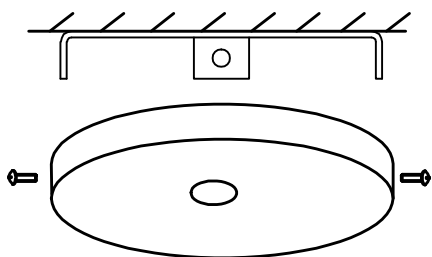
**Drill holes in the ceiling at
suitable location and fix
with expansion screws**

3



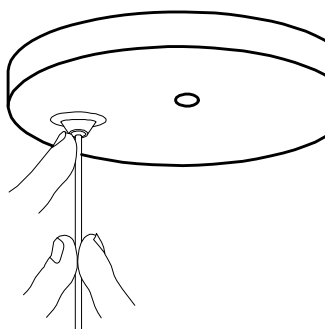
**Please make
sure to cut off the power
when installing**

4



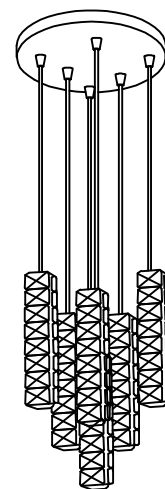
**Tighten the screws on the
chassis and fix the lamp
on the ceiling**

5



**While holding the pin in place,
simply pull down/push up the
cable to adjust the height**

6



**Adjust the length of the rope
to get the shape you like**