



# THE RADIANTLIGHT

## Spike Mounting Instructions




You will get 4 stakes, 4 locking screws, 1 TedStuff tightening wrench, to attach landscape spikes to fixture.

This will turn your Deck Mounted light into a landscape spike mounted light so you can install it in the Earth.



Position stake as pictured and line up holes.



Install locking screw.



Use wrench provided to tighten locking screw.

For more information, visit [tedstuff.com](https://tedstuff.com).