








ASSEMBLY INSTRUCTIONS

PARTS CHECKLIST		
A		Body (1 pc)
B		Left Leg (1 pc)
C		Right Leg (1 pc)

HARDWARE CHECKLIST		
D		M8x45 (8 pcs)
E		Spring Washer (8 pcs)
F		Flat Washer (8 pcs)
G		Allen Wrench (6 pcs)

Please do not begin assembly or discard any packaging until you have checked that all the parts and hardware are present. Follow instructions closely as deviation from them may void your warranty and present a possible safety risk. It is recommended that assembly is done on a soft surface to avoid any damage. Periodically check and re-tighten any fasteners. Wipe down all surfaces weekly with a clean cloth. Do not clean any surfaces with harsh abrasives or chemicals.

