

CARE & MAINTENANCE

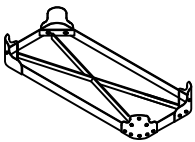



Spot clean using a mild water-free solvent. Only a professional cleaner should undertake a complete overall cleaning.

NOTICE

- * Please make sure that you have all parts indicated before you begin assembly of this item
- * This item should be assembled on a soft surface to prevent scratching the finish during assembly
- * This item may require periodic tightening

Part List & Hardware List

Product Dimensions: 43.31"W x 14.96" D x 30.71" H

Piece	Picture	Description	Qty.
A		Top	1 Pcs
B		Legs	4 Pcs
H1		Hex Bolt	8 Pcs
H2		Allenkey	1 Pcs



110x38x78

PREPARATION

Before beginning assembly of product, make sure all parts are present. Compare parts with package contents list and hardware contents list.

If any part is missing or damaged, do not attempt to assemble the product.

Estimated Assembly Time: 10 minutes.

