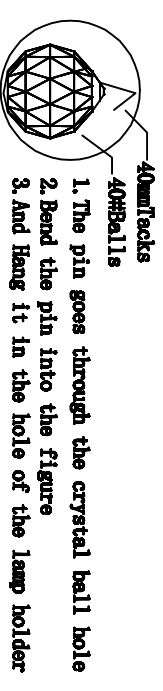
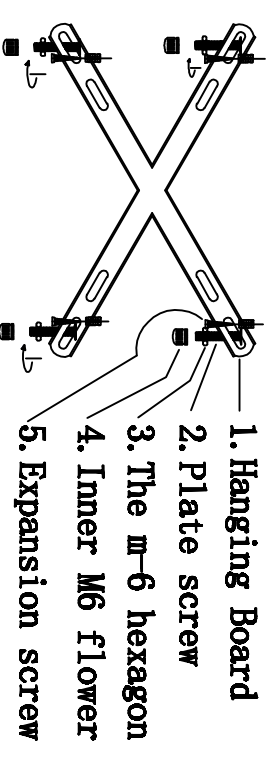
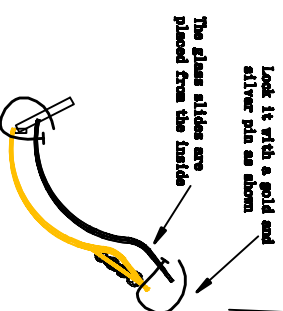
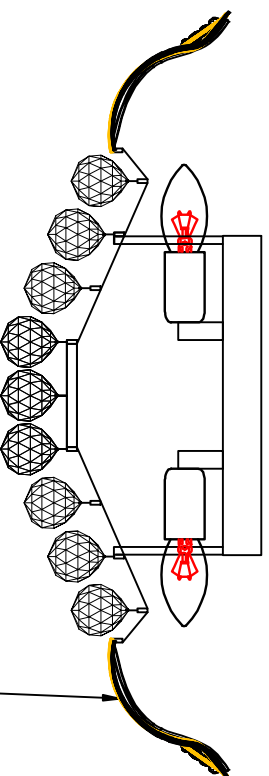


Description of Crystal Lamp Beads

ELQ450-600

Model Type: Lotus Specifications:ø600- L8

NO	Crystal Penetration and Specification	remarks	PCS
A	40#Crystal Ball	pin	57
B	130#ø80Diamond glass	pin	17
C	8#Pineapple beads		
D			



Precautions

Keep the lighting away from acidic chemical solvent, Or the galvanized surface of the lighting will be damaged.

Installation Manual:

Please see the installing sketch map and install the parts in the right order.