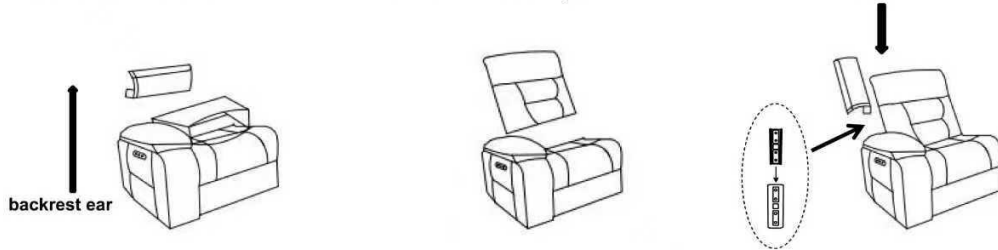


Modular Sofa Assembly Instructions (Model 5109)

Step 1: Install the components individually

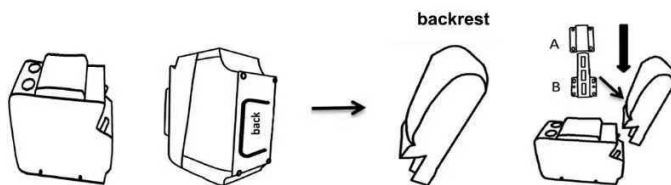
(1) LAF/ RAF Recliner

- ① Detach the transformer and the backrest ② Align the backrest with the seat. Ensure both latches are fully secured. ③ Attach the backrest ear to the backrest.



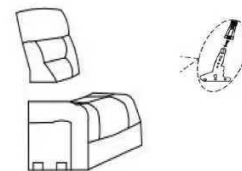
(2) Console

- ① Locate the zipper on the bottom of the base. Open it and remove the backrest. ② Align the backrest with the seat. Ensure both latches are fully secured.



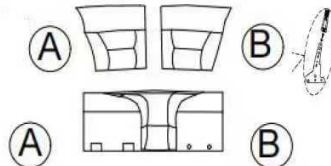
(3) Armless Chair

- Align the backrest with the seat. Ensure both latches are fully secured.

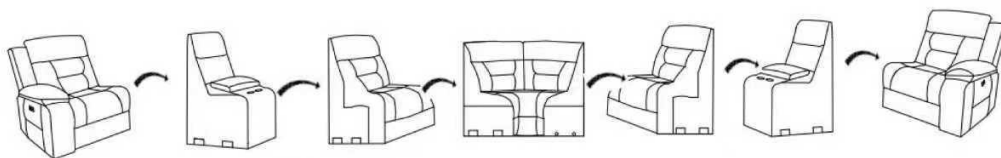


(4) Wedge

- ① Align the backrest and base as shown in the figure before insertion, ensuring 'A' matches 'A' and 'B' matches 'B'. ② Insert both backrests into the base until fully seated.



Step 2: Assemble all the components together



Different configurations of the sectional.

